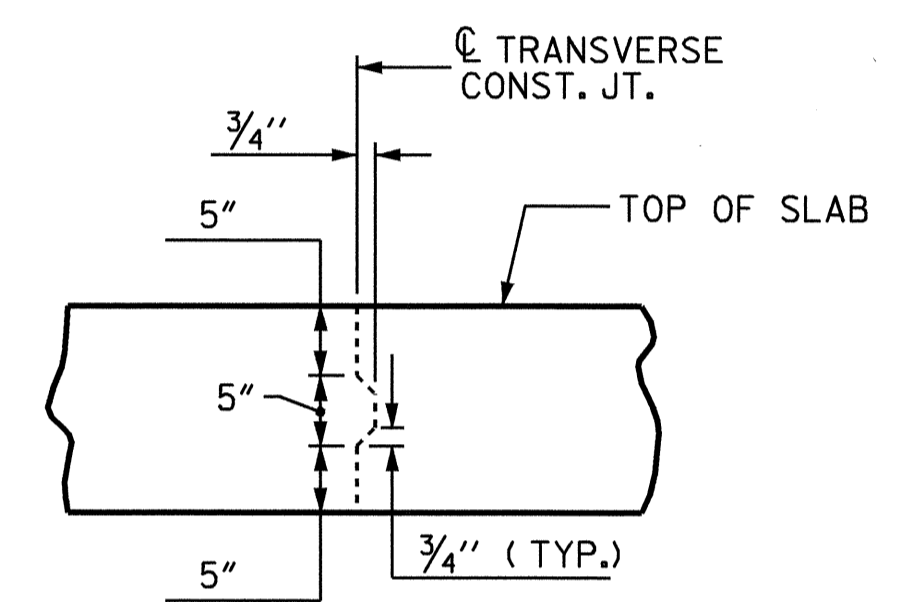


**POURING SEQUENCE**

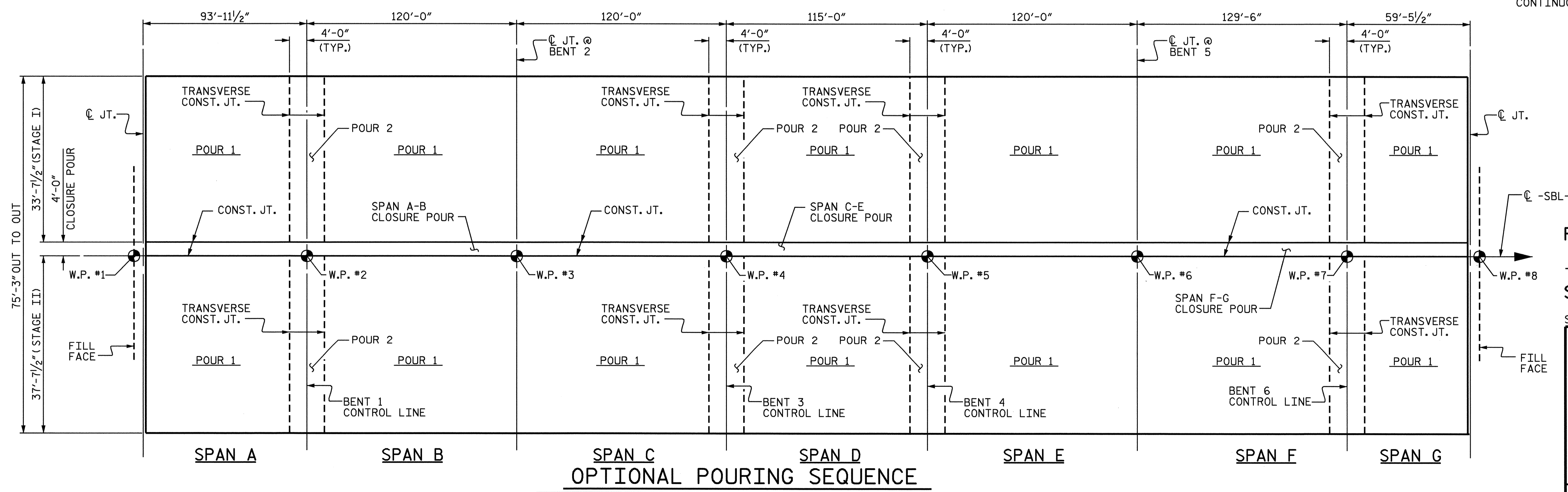

TRANSVERSE CONSTRUCTION JOINTS ARE NOT REQUIRED IN CLOSURE POURS

	STAGE I			STAGE II			CLOSURE POUR
	POUR 1	POUR 2	POUR 3	POUR 1	POUR 2	POUR 3	
SPANS A-B	114.8 C.Y.	191.4 C.Y.	-----	125.9 C.Y.	210.7 C.Y.	-----	40.9 C.Y.
SPANS C-E	152.4 C.Y.	170.6 C.Y.	191.4 C.Y.	166.8 C.Y.	187.8 C.Y.	210.7 C.Y.	67.9 C.Y.
SPANS F-G	69.6 C.Y.	203.7 C.Y.	-----	78.8 C.Y.	231.8 C.Y.	-----	36.2 C.Y.



**TRANSVERSE CONSTRUCTION JOINT DETAIL**

NOTE: REINFORCING STEEL IN SLAB NOT SHOWN. LONGITUDINAL REINFORCING STEEL SHALL BE CONTINUOUS THRU JOINT



**OPTIONAL POURING SEQUENCE**

PROJECT NO. I-4025A  
YADKIN - SURRY COUNTY  
 STATION: 28+95.00 -SBL-

SHEET 1 OF 2

STATE OF NORTH CAROLINA  
 DEPARTMENT OF TRANSPORTATION  
 RALEIGH

**SUPERSTRUCTURE BILL OF MATERIAL**

REVISIONS						SHEET NO.
NO.	BY:	DATE:	NO.	BY:	DATE:	
1			3			5-38
2			4			TOTAL SHEETS 10

DRAWN BY : T.A. WALTER DATE : 6/10/2004  
 CHECKED BY : M.A. ALLEN DATE : 7/12/2004

18-AUG-2004 09:16  
 w:\Squadd\I4025a\twaller\I4025A.SD.BM.dgn  
 twalter