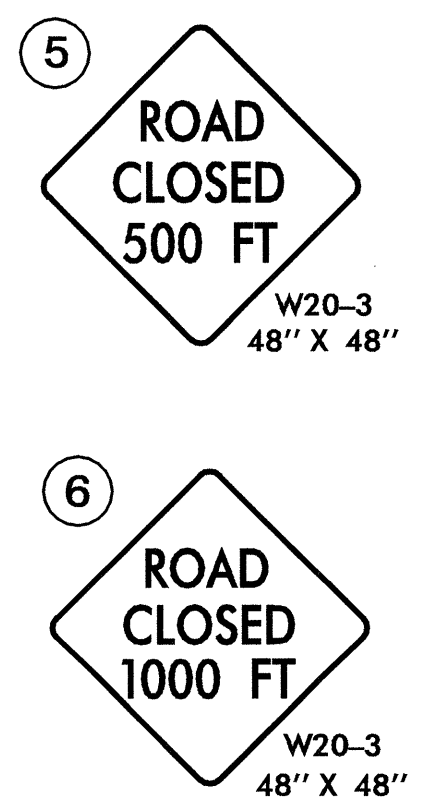
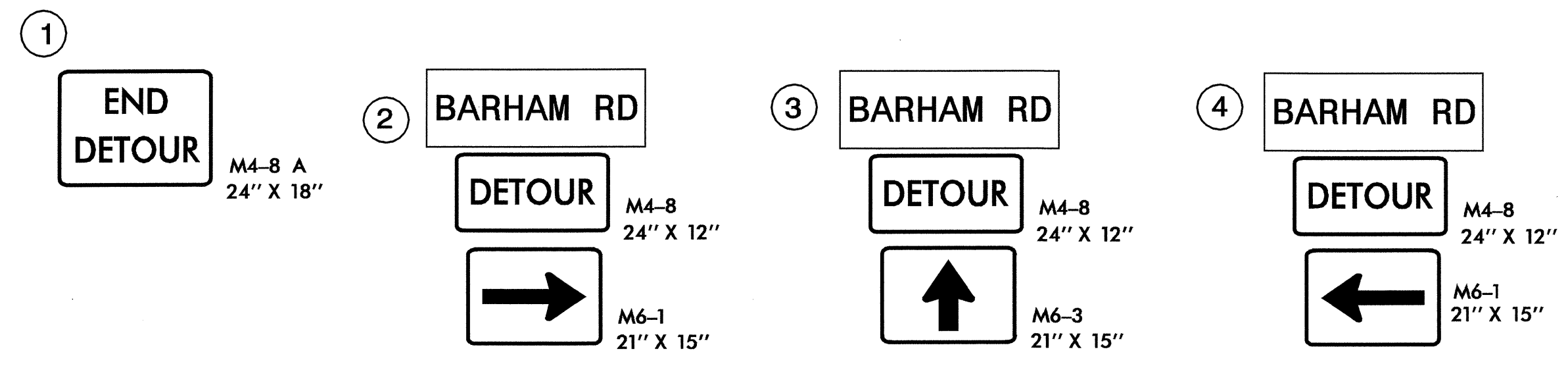


SEE RSD 1101.03, SHEET 1 OF 9 FOR DETOUR SIGN SPACING AND ALL OTHER DETOUR SIGNING INFORMATION.



SIGN DETAIL
SCALE 1:10

N. C. DEPARTMENT OF TRANSPORTATION
DIVISION OF HIGHWAYS
TRAFFIC ENGINEERING BRANCH

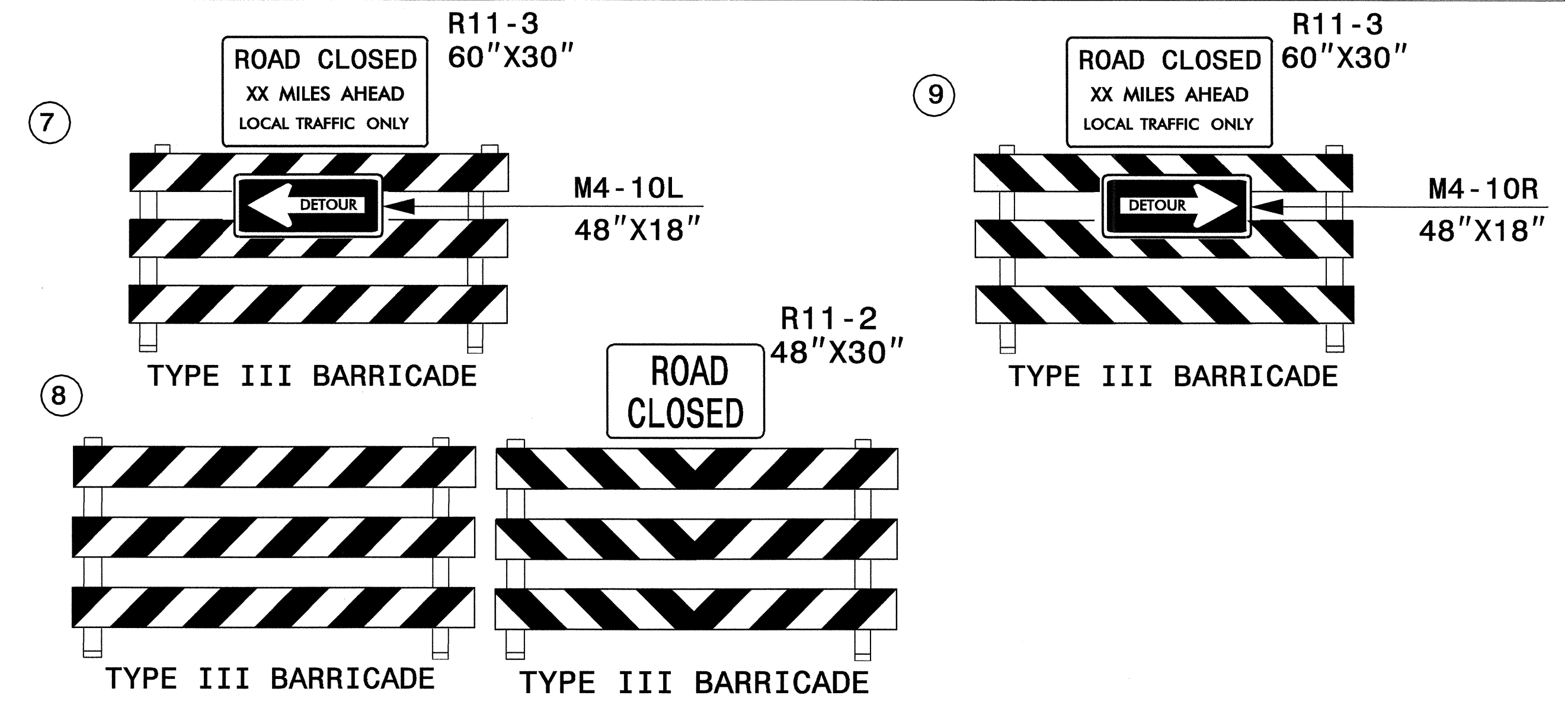
SIGN NUMBER: SPO04160 DESIGN BY: MB ALLEN DATE: 4/8/04
TYPE: D CHECKED BY: STD. #:
QUANTITY: PROJECT ID: B-2510901 DIV: TC
WIDTH x HEIGHT: 48" x 12" BACKGROUND COLOR: ORANGE
SIGN AREA: 4.00 SQ. FT. COPY COLOR: BLACK
BORDER TYPE: RECESS MAJ COPY SERIES: C
RECESS: 0.375" MAT'L: TO BE DETERMINED
BORDER WIDTH: 0.375" TO BE MOUNTED WITH DETOUR
RADIUS: 1.5" SIGNING

NOTES:
-Legend and border shall be direct applied non-reflective sheeting.
-Background shall be min. Type III reflective sheeting.

SYMBOL	X	Y	WID	HT

SPACINGS ARE TO START OF NEXT LETTER

Y FONT	LETTER SPACINGS										HT LEN	
3.0	B	A	R	H	A	M	R	D				6.0
C	3.8	4.3	4.7	4.6	4.3	4.8	3.8	6.0	4.6	3.3	3.8	40.4



APPROVED: _____ DATE: _____

SEAL:

DETOUR SIGNING DETAIL

SCALE: NONE		REVISIONS
DATE:		
DWG. BY: JAP		
DESIGN BY: JAP		

REVIEWED BY: _____

5-25-04