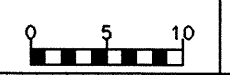
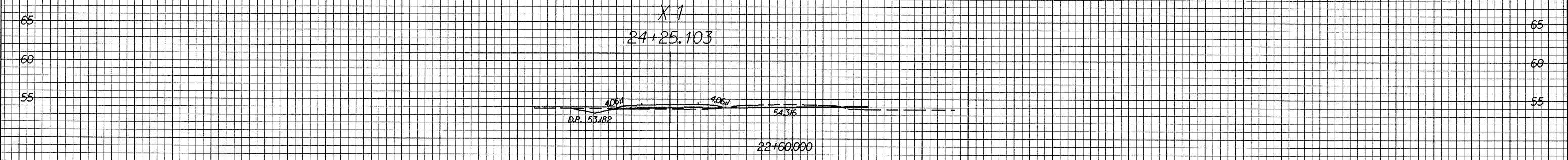
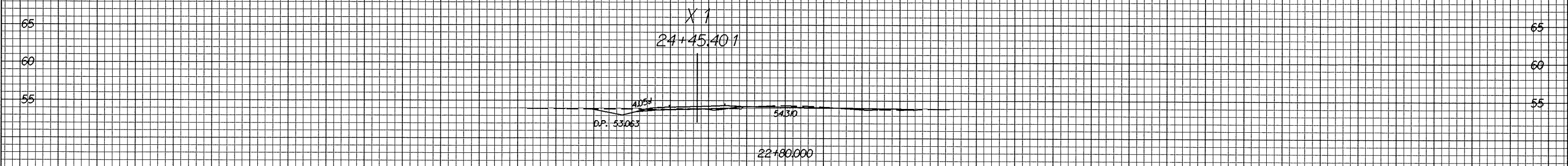
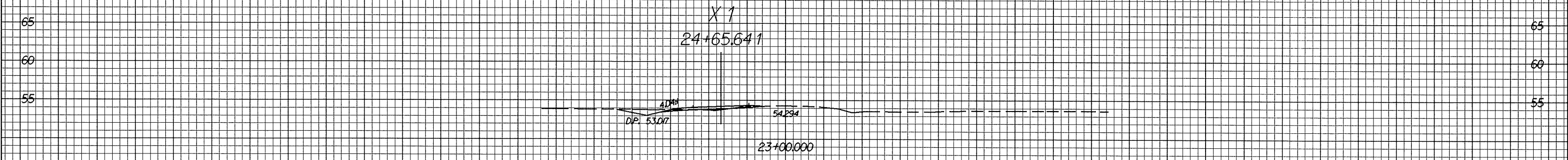
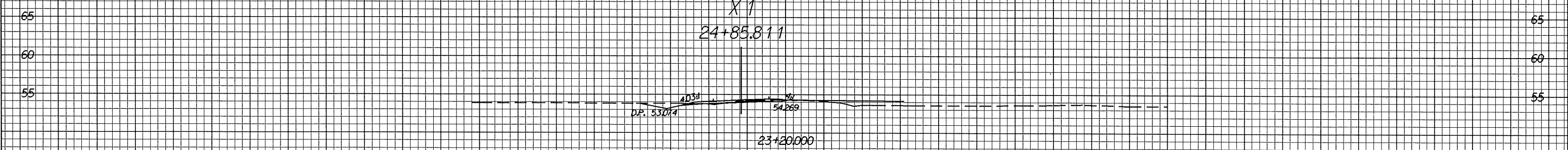


12/22/95



PROJECT REFERENCE NO.	SHEET NO.
R-0513A	X-171

100 90 80 70 60 50 40 30 20 10 0 10 20 30 40 50 60 70 80 90 100



-Y1-

11-2804 Map
1/2" = 100'
11/28/95

100 90 80 70 60 50 40 30 20 10 0 10 20 30 40 50 60 70 80 90 100