
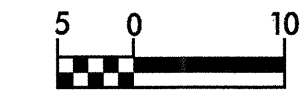


8/17/95



PROJECT REFERENCE NO. R-0513BA		SHEET NO. 8
R/W SHEET NO.		
ROADWAY DESIGN ENGINEER	HYDRAULICS ENGINEER	
PRELIMINARY PLANS DO NOT USE FOR CONSTRUCTION		
INCOMPLETE PLANS DO NOT USE FOR R/W ACQUISITION		
CONST. REV.		
R/W REV.		



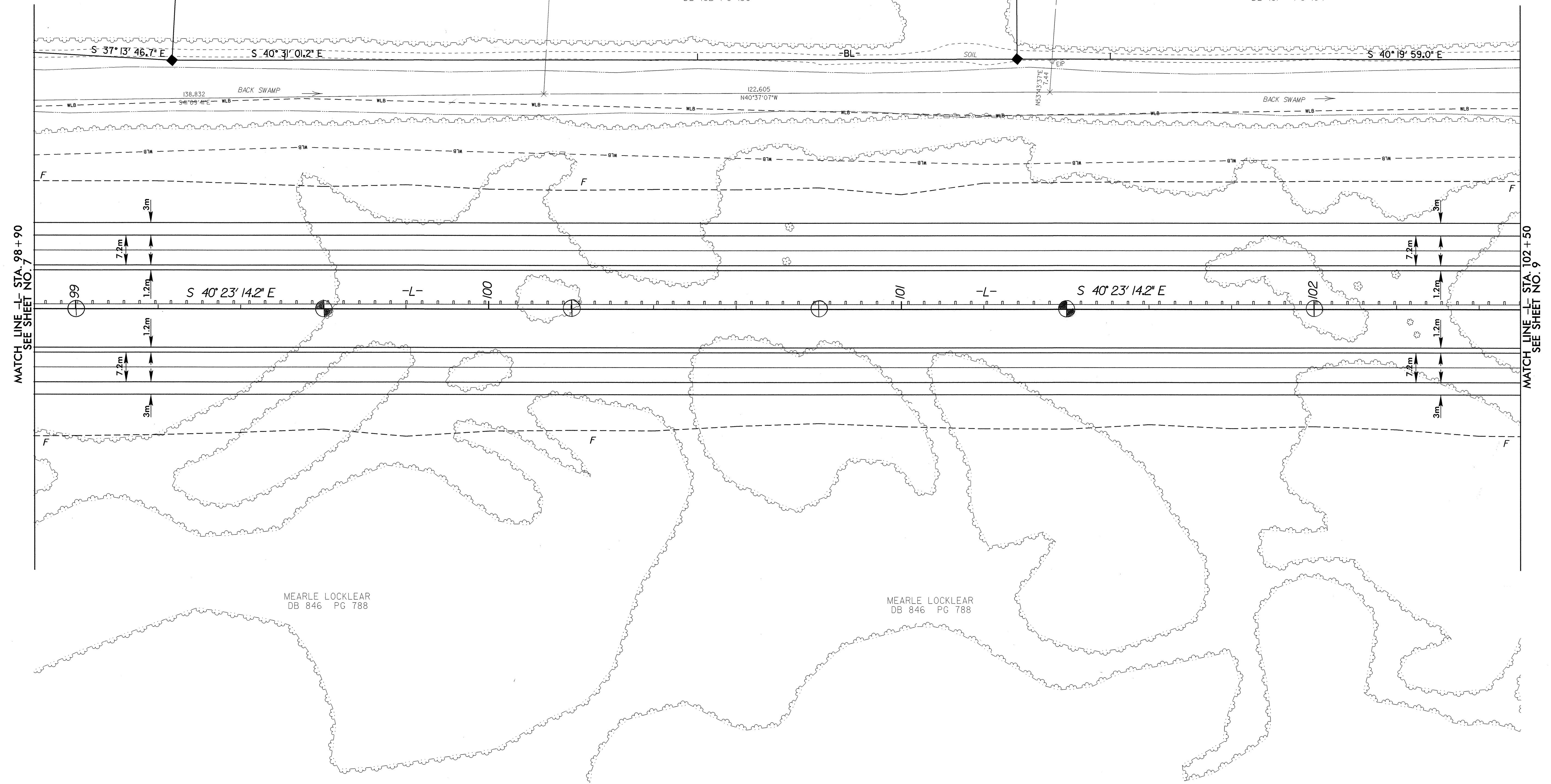
BL-49
PINC 105+72.730
-L- STA. 99+23.420
OFFSET 60.048m LT

CORA S. OXENDINE
DB 885 PG 461

CLARENCE E. OXENDINE
DB 17N PG 212
DB 16B PG 159

BL-50
PINC 107+77.399
-L- STA. 101+28.089
OFFSET 60.512m LT

LAYTON RANSOM
DB 18P PG 194



MATCH LINE -L- STA. 98+90
SEE SHEET NO. 7

MATCH LINE -L- STA. 102+50
SEE SHEET NO. 9

MEARLE LOCKLEAR
DB 846 PG 788

MEARLE LOCKLEAR
DB 846 PG 788

28-DEC-2000 13:33
R:\0513BA\Drawings\0513BAS08.PSH

NOTE: FOR PROFILE OF -L-, SEE SHEET NO. 28 & NO. 29