| | |
|---|---|
| C2 | 80 mm S9.5B |
| C3 | VAR. DEPTH S9.5B |
| C4 | 80 mm S9.5C |
| C5 | VAR. DEPTH S9.5C |
| C6 | 100mm S12.5C |
| C7 | VAR. DEPTH S12.5C |
| D1 | 65 mm I19.0B |
| D2 | VAR. DEPTH I19.0B |
| D3 | 65 mm I19.0C |
| D6 | VAR. DEPTH I19.0C |
| E1 | 75 mm B25.0C |
| E2 | 100 mm B25.0C |
| E3 | VAR. DEPTH B25.0C |
| J1 | 150 mm ABC |
| J3 | 250 mm ABC |
| J4 | VAR. DEPTH ABC |
| P | PRIME COAT |
| R1 | 750 mm CONC. C&G |
| T | EARTH |
| U | EXISTING PAVEMENT |
| W | WEDGING |

METRIC

| PROJECT REFERENCE NO. | SHEET NO. |
|---|---|
| R-0513BA | 2A |
| ROADWAY DESIGN ENGINEER | PAVEMENT DESIGN ENGINEER |

NORTH CAROLINA PROFESSIONAL SEAL 25873 ENGINEER GARY R. LOVERING 9-24-04

NORTH CAROLINA PROFESSIONAL SEAL 13368 ENGINEER DON-CHI CHEN 9/27/04

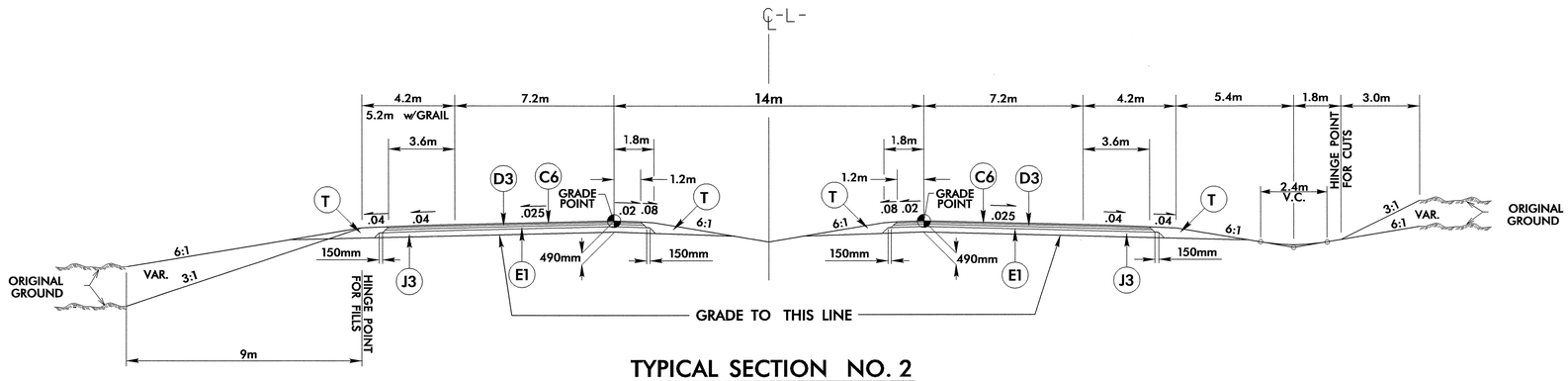


## TYPICAL SECTION NO. 2

-L- Sta. 143+70 – Sta. 153+80

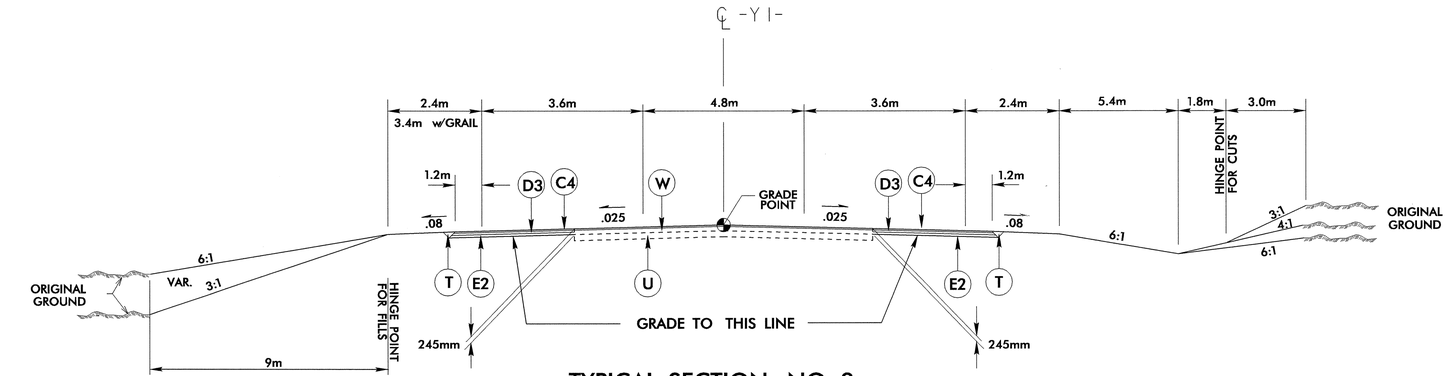


## TYPICAL SECTION NO. 3

-Y1- Sta. 11+90 – 13+60
-Y1- Sta. 19+60 – 20+10

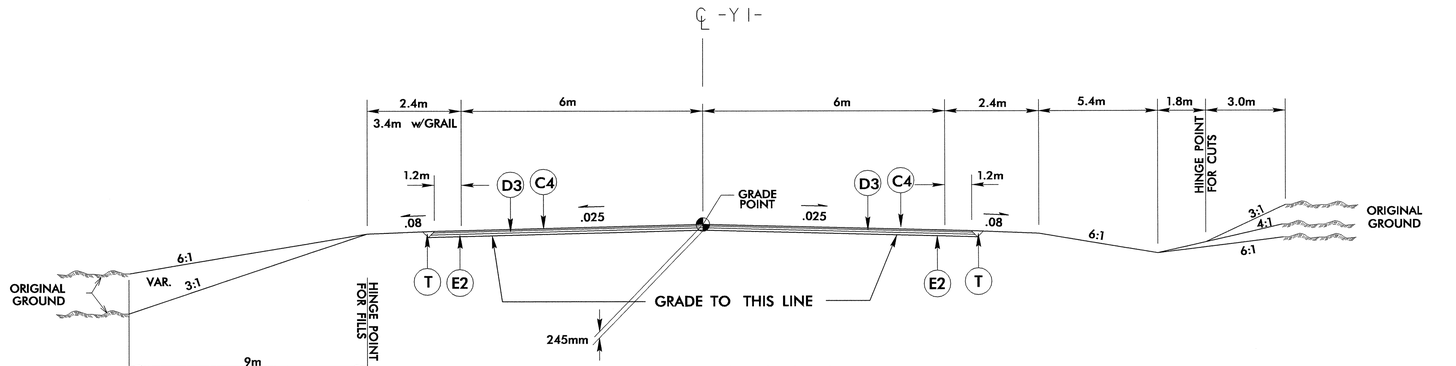


## TYPICAL SECTION NO. 4

-Y1- Sta. 13+60 – 19+60
Note: See Plans for Islands

20-SEP-2004 13:49
mduval AT HD088649