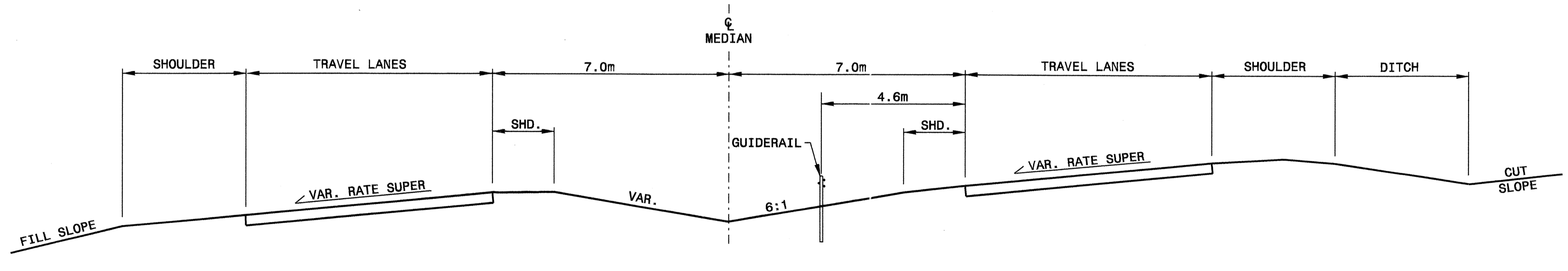


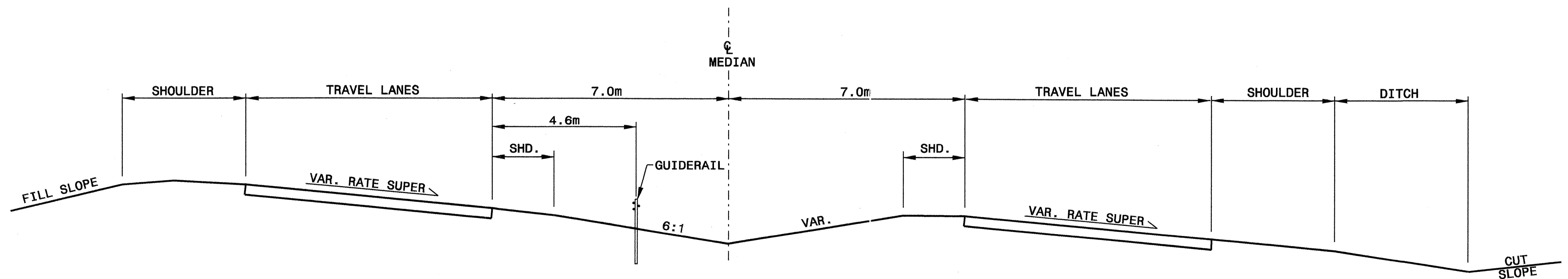
PLAN VIEW

14.0m MEDIAN GUIDERAIL TRANSITIONS WITH SUPERELEVATION AND/OR FALSE SUMPS


GENERAL NOTES: 1. REFER TO DETAIL 865D01 IN LIEU OF 2002 STANDARD 865.01 FOR INSTALLATION OF CABLE GUIDERAIL.
 2. FALSE SUMP DETAIL IS APPLICABLE TO ALL MEDIAN WIDTHS.
 3. DO NOT TRANSITION GUIDERAIL FOR SUPERELEVATION WHEN THE RATE IS 2 PERCENT OR LESS.
 4. DO NOT INSTALL GUIDERAIL ON SLOPES STEEPER THAN 6:1.



SECTION A-A



SECTION B-B



**DESIGN SERVICES UNIT
 STANDARDS AND SPECIAL DESIGN**
 Office 919-250-4128 FAX 919-250-4119

**DETAIL OF 14.0m MEDIAN GUIDERAIL
 TRANSITIONS WITH SUPERELEVATION
 AND/OR FALSE SUMPS**

ORIGINAL BY: E.E. WARD DATE: 2-12-04
 MODIFIED BY: DATE: _____
 CHECKED BY: C.B. Perry DATE: 4-12-04
 FILE SPEC.: /usr/std/02stdstd02details/english/86501/guiderailtransition.dgn

08-APR-2004 14:5
 W:\Special Details\word\stds\02\stds to Special Details\english\86501\guiderailtransition.dgn
 .enc:ward AT 05212260