

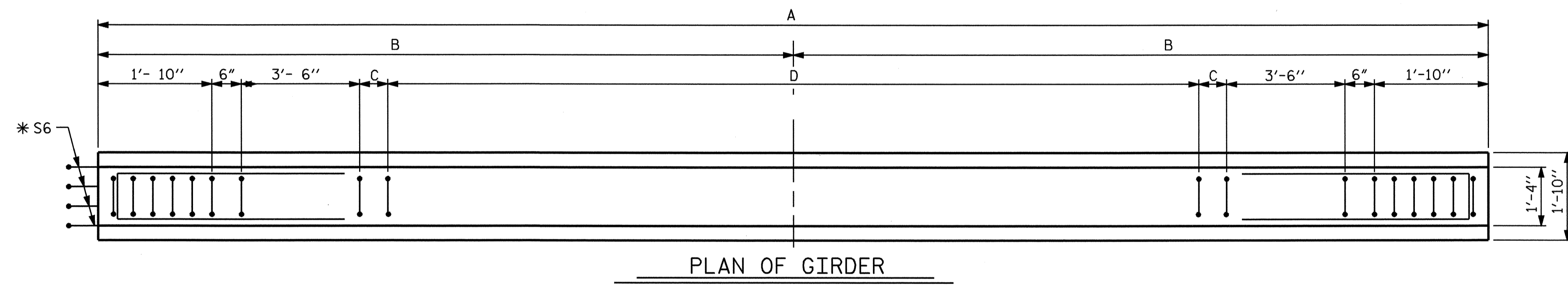
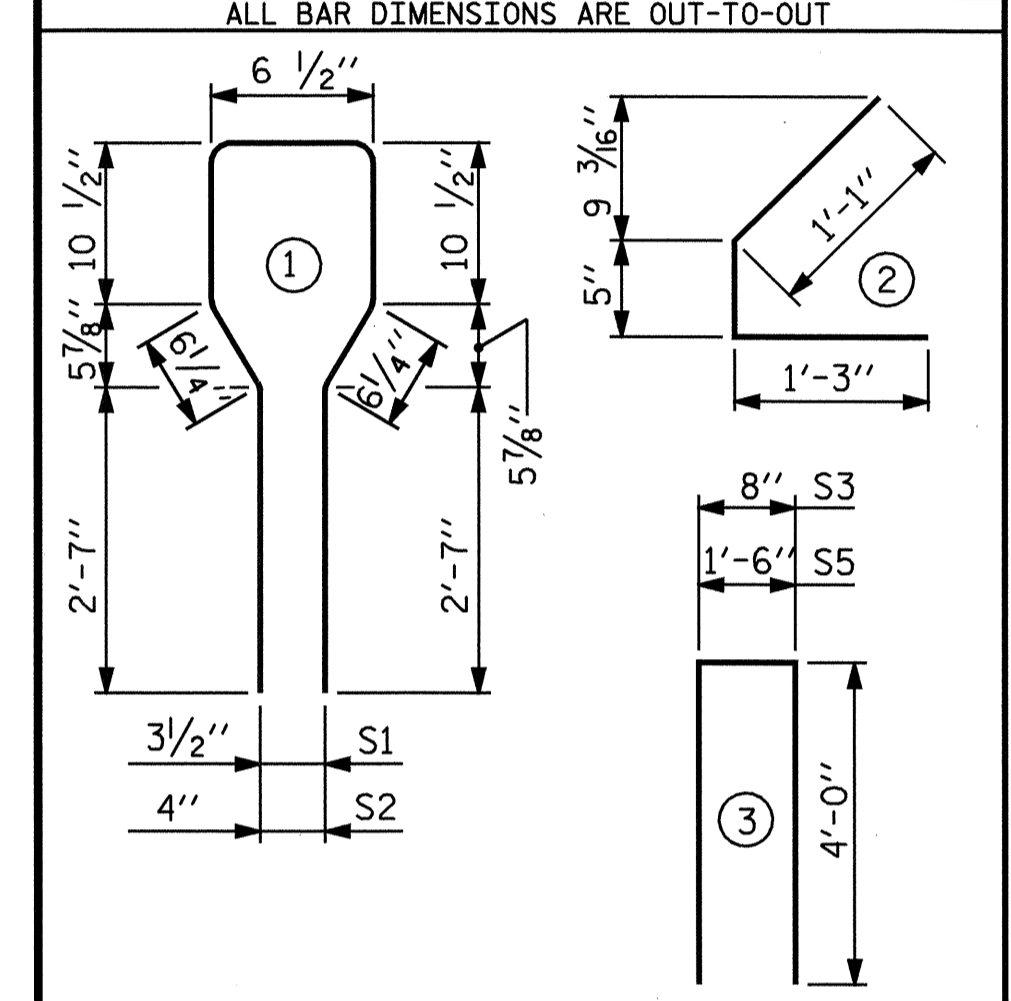
1/2" Ø LOW RELAXATION STRAND LAYOUT

| 1/2" Ø L. R. GRADE 270 STRANDS | | |
|--------------------------------|--|--|
| AREA (SQUARE INCHES) | ULTIMATE STRENGTH (LBS. PER STRAND) | APPLIED PRESTRESS (LBS. PER STRAND) |
| 0.153 | 41,300 | 30,980 |

| REINFORCING STEEL FOR ONE GIRDER | | | | | |
|----------------------------------|--------|------|------|--------|--------|
| BAR | NUMBER | SIZE | TYPE | LENGTH | WEIGHT |
| S1 | 30 | #4 | 1 | 8'-6" | 170 |
| S2 | 12 | #6 | 1 | 8'-6" | 153 |
| S3 | 4 | #4 | 3 | 8'-8" | 23 |
| S4 | 56 | #4 | 2 | 2'-9" | 103 |
| S5 | 1 | #4 | 3 | 9'-6" | 6 |
| *S6 | 4 | #5 | STR | 3'-8" | 15 |

* NOTE: S6 BARS SHALL BE BENT BEFORE SHIPMENT. HEAT BENDING SHALL NOT BE ALLOWED.

BAR TYPES

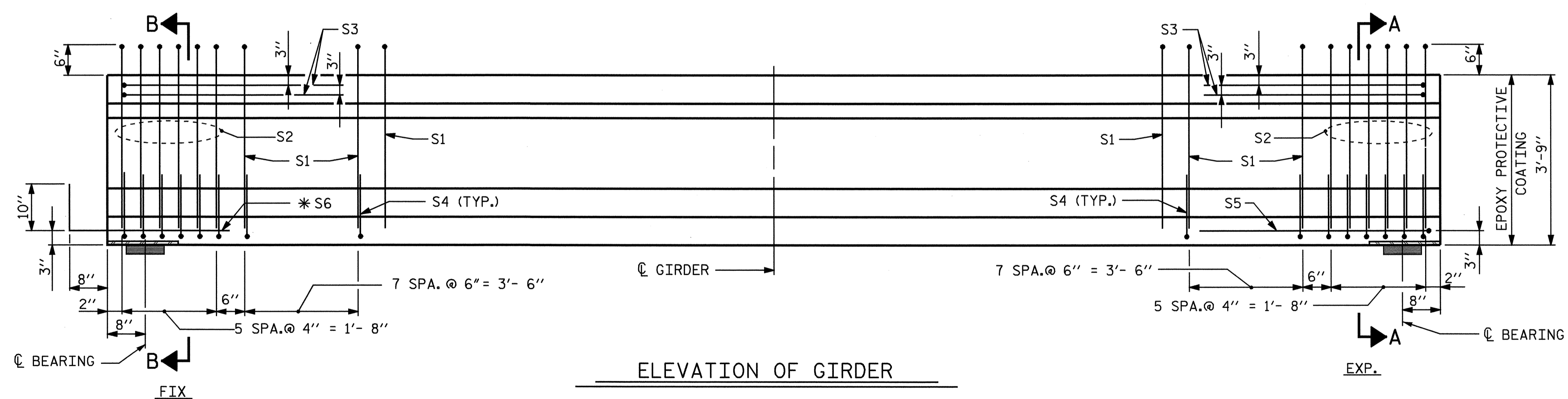


PLAN OF GIRDER

| QUANTITIES FOR ONE GIRDER | | | |
|---------------------------|-----------------------|-------------------------|-------------------------|
| SPAN C | REINFORCING STEEL LB. | 5,000 PSI CONCRETE C.Y. | 1/2" Ø L.R. STRANDS No. |
| GIRDER 1 | 470 | 4.7 | 10 |
| GIRDER 2 | 470 | 4.7 | 10 |
| GIRDER 3 | 470 | 4.7 | 10 |
| GIRDER 4 | 470 | 4.7 | 10 |

GIRDERS REQUIRED


| SPAN C | NUMBER | LENGTH |
|--------------|--------|--------------|
| GIRDER 1 | 1 | 32'-4 3/4" |
| GIRDER 2 | 1 | 32'-5 7/8" |
| GIRDER 3 | 1 | 32'-6 1/16" |
| GIRDER 4 | 1 | 32'-7 3/4" |
| TOTAL LENGTH | 4 | 130'-1 1/16" |



ELEVATION OF GIRDER

| GIRDER DIMENSIONS | | | | |
|-------------------|-------------|-------------|---------|--------------------------|
| GIRDER | DIM. A | DIM. B | DIM. C | DIM. D |
| C1 | 32'-4 3/4" | 16'-2 3/8" | 7 3/8" | 13 SPA. @ 1'-6" = 19'-6" |
| C2 | 32'-5 7/8" | 16'-2 5/16" | 7 1/16" | 13 SPA. @ 1'-6" = 19'-6" |
| C3 | 32'-6 1/16" | 16'-3 3/8" | 8 3/8" | 13 SPA. @ 1'-6" = 19'-6" |
| C4 | 32'-7 3/4" | 16'-3 7/8" | 8 7/8" | 13 SPA. @ 1'-6" = 19'-6" |

ASSEMBLED BY : H. T. BARBOUR DATE : 12-05-03
 CHECKED BY : D. A. DAVENPORT DATE : 3-04
 DRAWN BY : ELR 8/91 REV. 2/6/97 EEM/RGW
 CHECKED BY : GRP 8/91 REV. 7/17/98 RWW/LES
 REV. 10/17/00 RWW/LES



PROJECT NO. B-3506
 RANDOLPH COUNTY
 STATION: 17+97.50-L-
 SHEET 3 OF 4

STATE OF NORTH CAROLINA
 DEPARTMENT OF TRANSPORTATION
 RALEIGH

AASHTO TYPE III
 PRESTRESSED CONCRETE
 GIRDER CONTINUOUS
 FOR LIVE LOAD
 SPAN C

| REVISIONS | | | | | |
|-----------|-----|-------|-----|-----|-------|
| NO. | BY: | DATE: | NO. | BY: | DATE: |
| 1 | | | 3 | | |
| 2 | | | 4 | | |

SHEET NO. S-13
 TOTAL SHEETS 35