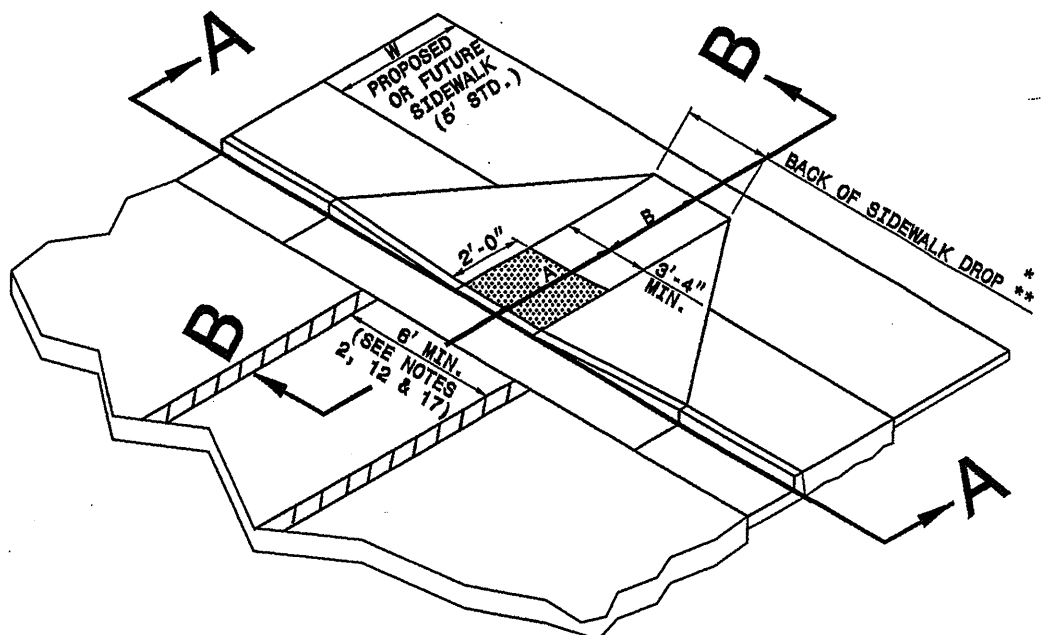


STATE OF NORTH CAROLINA
DEPT. OF TRANSPORTATION
DIVISION OF HIGHWAYS
RALEIGH, N.C.

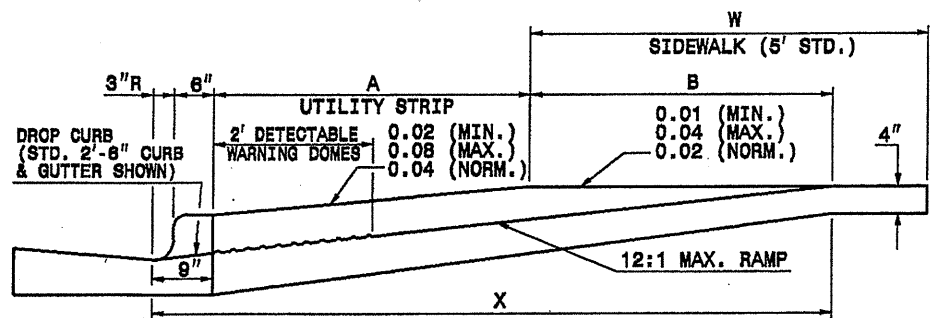
ENGLISH DETAIL DRAWING FOR
WHEELCHAIR RAMP
CURB CUT

STATE OF NORTH CAROLINA
DEPT. OF TRANSPORTATION
DIVISION OF HIGHWAYS
RALEIGH, N.C.

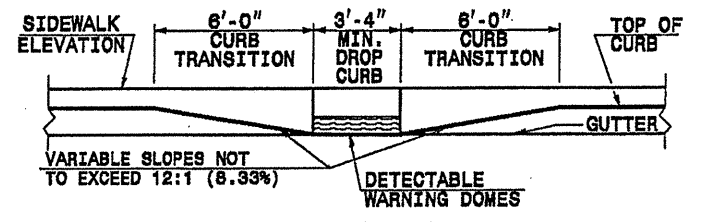
ENGLISH DETAIL DRAWING FOR
WHEELCHAIR RAMP
CURB CUT



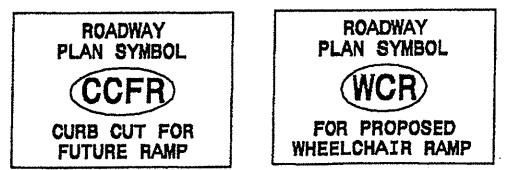
ISOMETRIC VIEW



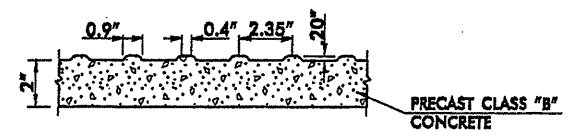
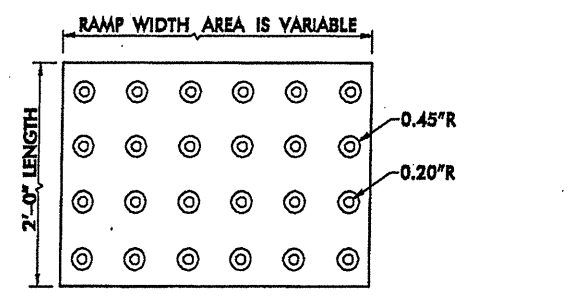
SECTION B-B



SECTION A-A



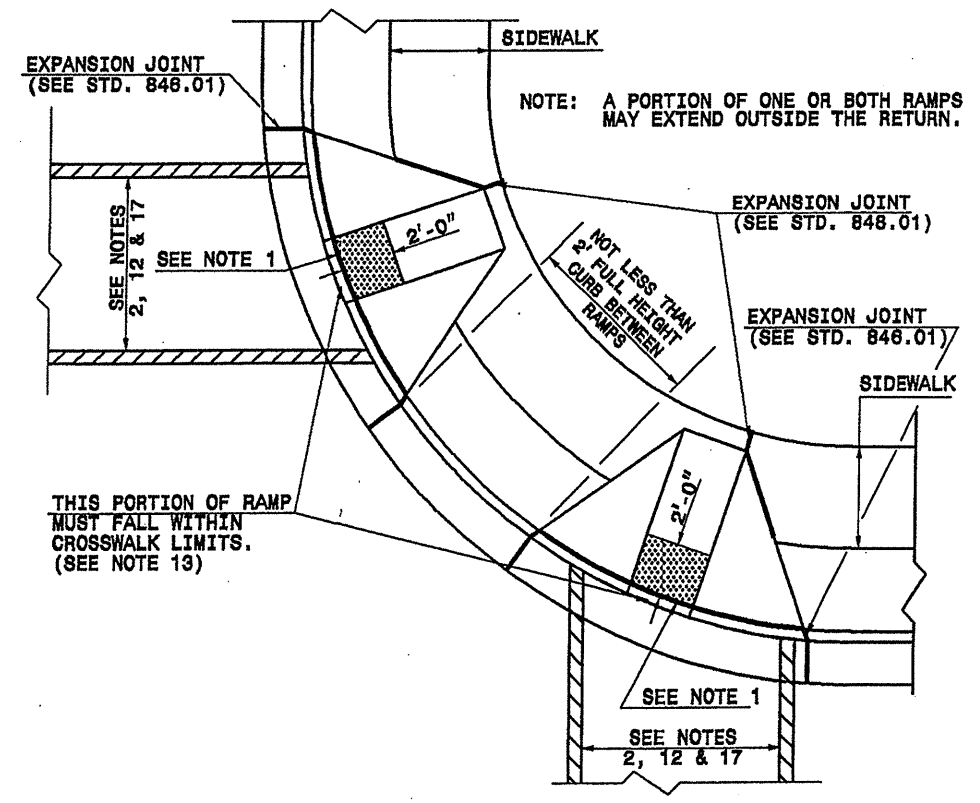
- NOTES:
1. DETECTABLE WARNING DOMES SHALL COVER 2'-0" LENGTH AND FULL WIDTH OF THE RAMP FLOOR AS SHOWN ON THE DETAILS.
 2. THE RAMP MAY BE YELLOW IN COLOR OR ANY COLOR WITH A 70% CONTRAST RATIO.



DETECTABLE WARNING DOMES

W	A	W+A+9"	X	B
5'	0.0'	5.8'	5.8'	5.0'*
6'	0.0'	6.8'	6.8'	6.0'**
7'	0.0'	7.8'	7.3'	6.5'**
8'	0.0'	8.8'	7.3'	6.5'**
5'	2.0'	7.8'	7.8'	5.0'
5'	2.5'	8.3'	8.1'	4.8'
5'	3.0'	8.8'	8.3'	4.4'
5'	3.5'	9.3'	8.4'	4.1'
5'	4.0'	9.8'	8.6'	3.8'
5'	4.5'	10.3'	8.7'	3.4'
5'	5.0'	10.8'	8.9'	3.1'

$B = X - (A + 9")$
 B = DISTANCE FROM FRONT EDGE OF SIDEWALK TO BACK POINT OF 12:1 (8.33%) SLOPE.
 * BACK OF SIDEWALK DROP REQUIRED FOR ALL SIDEWALK SLOPES.
 ** BACK OF SIDEWALK DROP REQUIRED FOR SIDEWALK SLOPES 0.04.



PLAN VIEW

DUAL RAMPS
ANY RADIUS
(40" MIN. FLOOR WIDTH)

5/28/99
21-SEP-2004 10:17
c:\p19\m\enge_2005\Contract Package\WheelChair-1.dgn