PROJ. REFERENCE NO.	SHEET NO.
R-2206C	TCP-12

METRIC

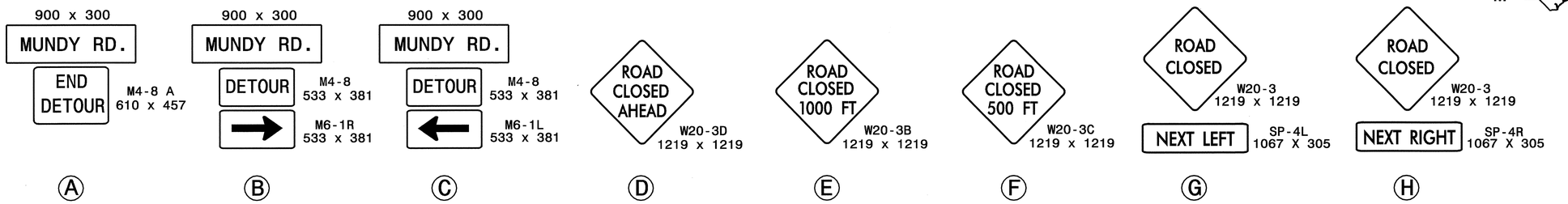

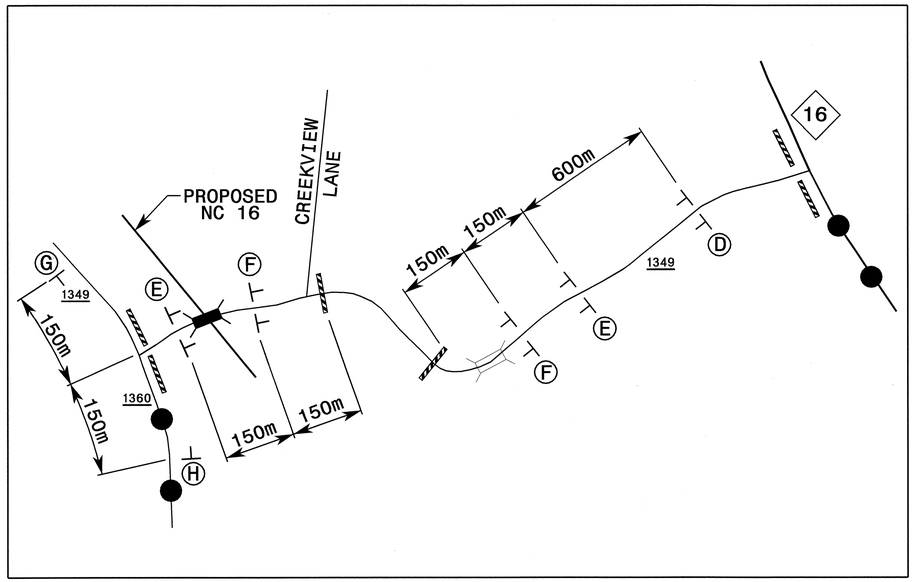

INSET "A"

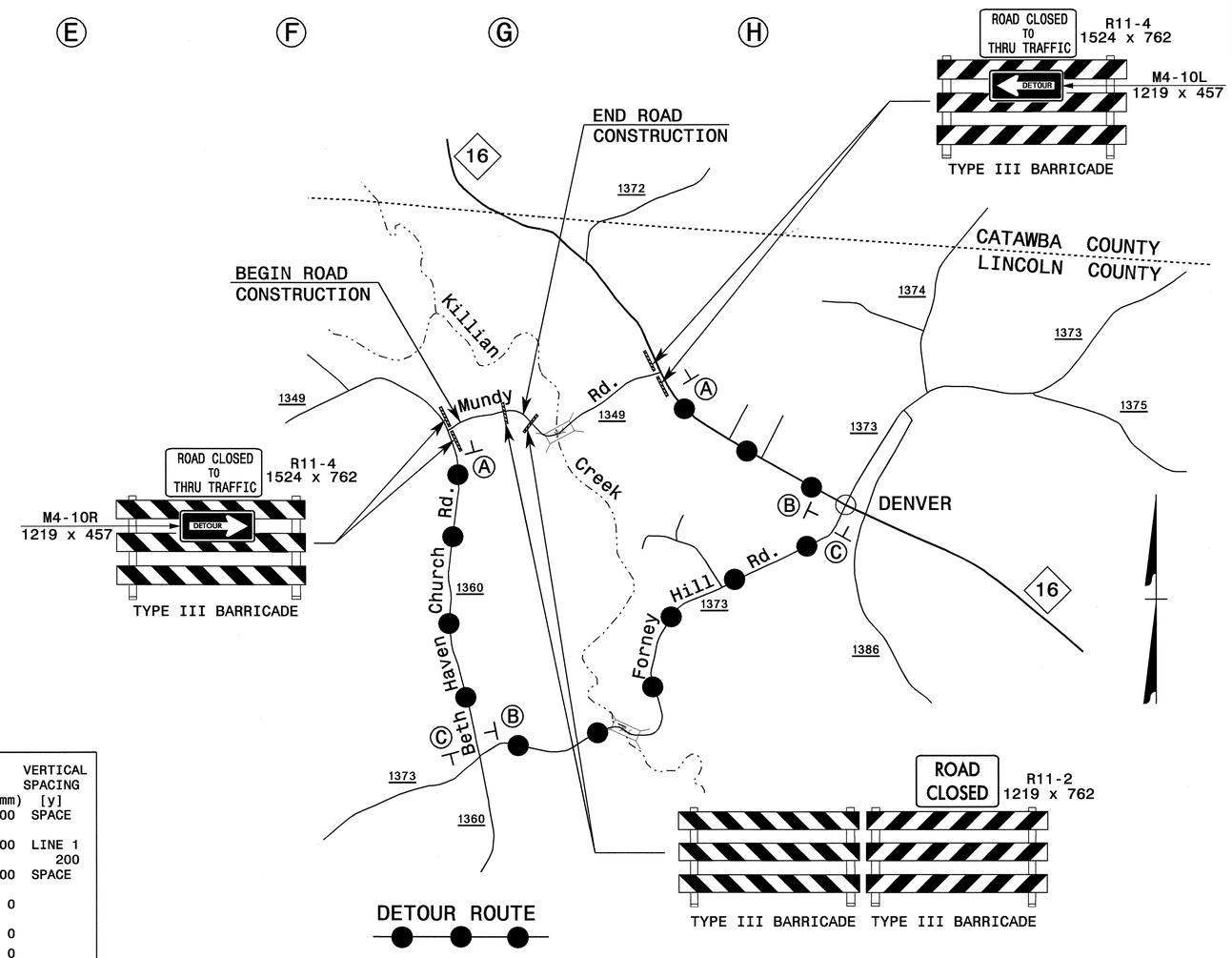

DETOUR SIGNING TO BE PAID FOR AS "STATIONARY WORK ZONE SIGNS"

SIGN NUMR: 1
TYPE: D
QUANTITY: 6

SIGN WIDTH: 900 mm
HEIGHT: 300 mm
TOTAL AREA: 0.27 (S.M.)

BORDR TYPE:RECESSED
RECESS: 10 mm
WIDTH: 15 mm
RADII: 40 mm

NO. Z BARS: #N/A VHB:
LENGTH: #N/A INCHES

TMv3.31
BACKG COLOR:ORANGE
COPY COLOR:BLACK

MAJ. COPY SERIES:C

ROUTE MARKERS:

ARROW TYPES:

MAT'L: 2.0 mm ALUMINUM

USE NOTES:
1.Legend and border shall be direct applied non-reflective sheeting.
2.Background to be Type I reflective sheeting.

DESIGN BY: SBC CK BY: STD #: 0
PROJECT ID: R-2206C DIV: 12 DATE: 6/13/02

MUNDY RD.

MOUNTED ON 1 U-POST

	(mm)	VERTICAL SPACING [y]
	100	SPACE
	100	LINE 1
C		200
	100	SPACE
	0	
	0	
	0	
	0	
	0	
	0	
TOTAL:	300	

SIZE/SERIES	LT MARGIN							SIGN COPY								RT MARGIN
CHAR: 100 mm		M	U	N	D	Y		R	D	.						
TYPE:C	134	87	77	77	73	64	83	77	81	14	0	0	0	0	0	
#/LC: 100 mm	[x]	134	221	298	375	448	511	594	671	752	766	0	0	0	0	
SPCE: 1.00 FACTOR																
LINE 1		0	0	0	0	0	0	0	0	0	0	0	0	0	0	134
		0	0	0	0	0	0	0	0	0	0	0	0	0	0	0

APPROVED: DATE: 7/12/04

SEAL

NORTH CAROLINA PROFESSIONAL SEAL 022104 ENGINEER JOHN S. KITE, JR.

AREA 2-PHASE III OFFSITE DETOUR SIGNING AND SIGN DESIGN

SCALE:	NONE
DATE:	05-10-04
DWG. BY:	SBC
DESIGN BY:	SBC
REVIEWED BY:	CLM

DIVISION OF HIGHWAYS TRAFFIC ENGINEERING BRANCH TRAFFIC CONTROL UNIT

REVISIONS

CADD FILE

09-JUL-2004 14:28
J:\TCP\AREA2\R2206C_TC_AREA2_tcpl2.dgn
scoats AT TETC206428