


**TIP PROJECT: R-2206C**

STATE OF NORTH CAROLINA  
 DIVISION OF HIGHWAYS  
 PLAN FOR PROPOSED  
 HIGHWAY EROSION CONTROL  
**LINCOLN & CATAWBA COUNTIES**

**LOCATION: NC 16 FROM NORTH OF SR 1386 IN  
 LINCOLN CO. TO NORTH OF SR 1895  
 NEAR CHRONICLE IN CATAWBA CO.  
 TYPE OF WORK: GRADING, DRAINAGE, STRUCTURES,  
 AND -Y- LINE PAVING**

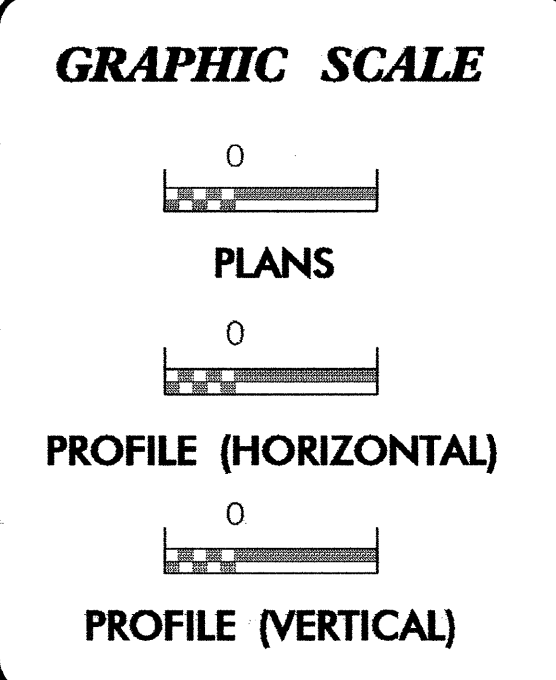
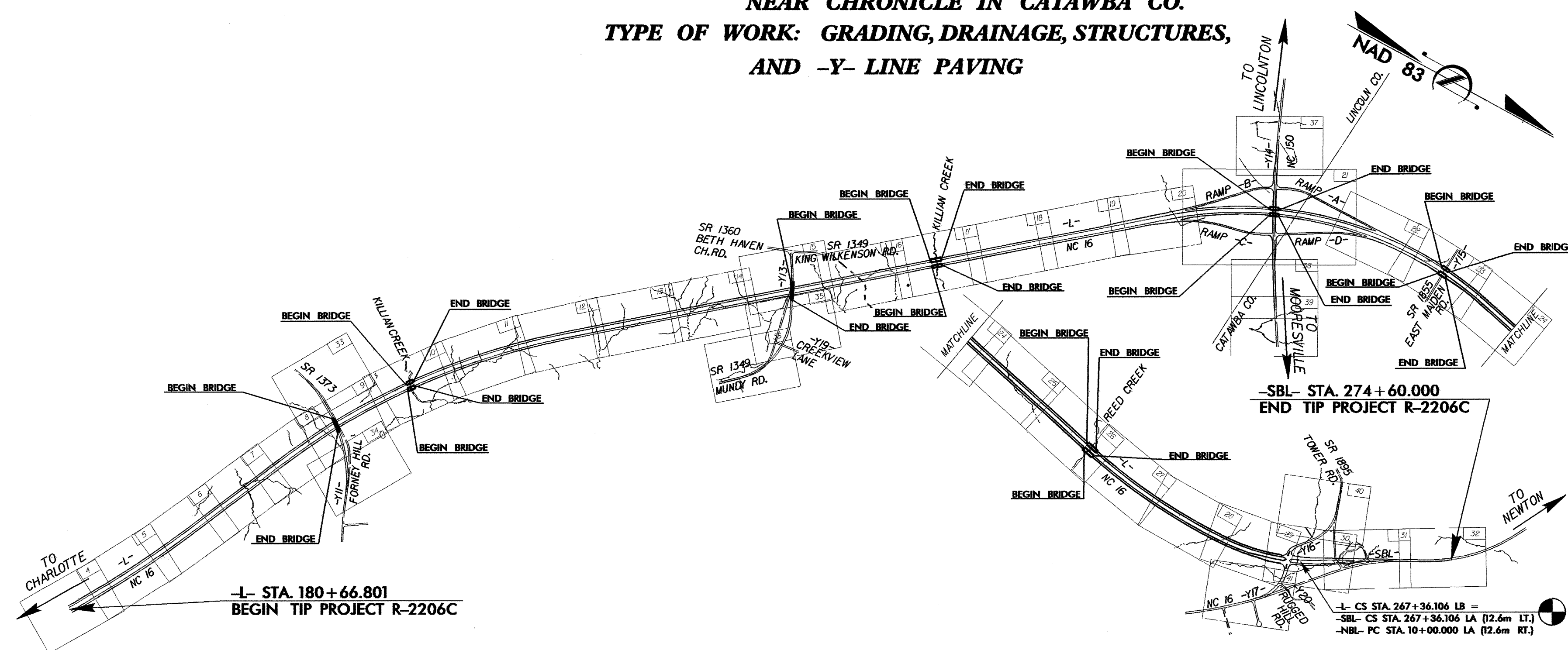
		STATE PROJECT REFERENCE NO.	SHEET NO.	TOTAL SHEETS
		N.C. R-2206C	EC-1	
STATE PROJ. NO.	F.A. PROJ. NO.	DESCRIPTION		

ALL DIMENSIONS IN THESE PLANS ARE IN METERS UNLESS OTHERWISE SHOWN

**EROSION AND SEDIMENT CONTROL MEASURES**

Sed. #	Description	Symbol
1630.05	Reforestation	
1630.05	Temporary Silt Ditch	
1630.05	Temporary Diversion	
1605.01	Temporary Silt Fence	
1606.01	Special Sediment Control Fence	
1622.01	Temporary Berms and Slope Drains	
1630.01	Riser Basin	
1630.02	Silt Basin Type B	
1633.01	Temporary Rock Silt Check Type-A	
1633.02	Temporary Rock Silt Check Type-B	
1634.01	Temporary Rock Sediment Dam Type-A	
1634.02	Temporary Rock Sediment Dam Type-B	
1635.01	Rock Pipe Inlet Sediment Trap Type-A	
1635.02	Rock Pipe Inlet Sediment Trap Type-B	
1636.01	Rock Silt Screen	
1630.04	Stilling Basin	
Rock Inlet Sediment Trap:		
1632.01	Type A	
1632.02	Type B	
1632.03	Type C	

**THIS PROJECT CONTAINS  
 EROSION CONTROL PLANS  
 FOR CLEARING AND  
 GRUBBING PHASE OF  
 CONSTRUCTION.**



**ROADSIDE ENVIRONMENTAL UNIT  
 DIVISION OF HIGHWAYS  
 STATE OF NORTH CAROLINA**

Prepared in the Office of:  
**ROADSIDE ENVIRONMENTAL UNIT**  
 1 South Wilmington St.  
 Raleigh, NC 27611  
**2002 STANDARD SPECIFICATIONS**

**Roadway Standard Drawings**

The following roadway metric standards as appear in "Roadway Standard Drawings"- Roadway Design Unit - N. C. Department of Transportation - Raleigh, N. C., dated January, 2002 and the latest revision thereto are applicable to this project and by reference hereby are considered a part of these plans.

1605.01 Temporary Silt Fence	1632.01 Rock Inlet Sediment Trap Type A
1606.01 Special Sediment Control Fence	1632.03 Rock Inlet Sediment Trap Type C
1622.01 Temporary Berms and Slope Drains	1633.01 Temporary Rock Silt Check Type A
1630.01 Riser Basin	1633.02 Temporary Rock Silt Check Type B
1630.02 Silt Basin Type B	1634.02 Temporary Rock Sediment Dam Type B
1630.03 Temporary Silt Ditch	1635.01 Rock Pipe Inlet Sediment Trap Type A
1630.04 Stilling Basin	
1630.05 Temporary Diversion	