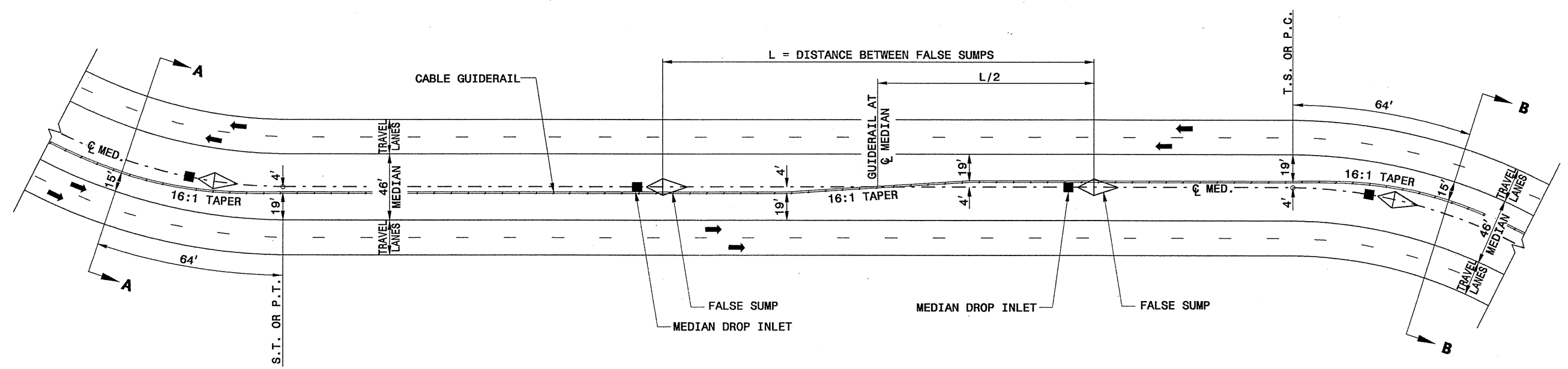


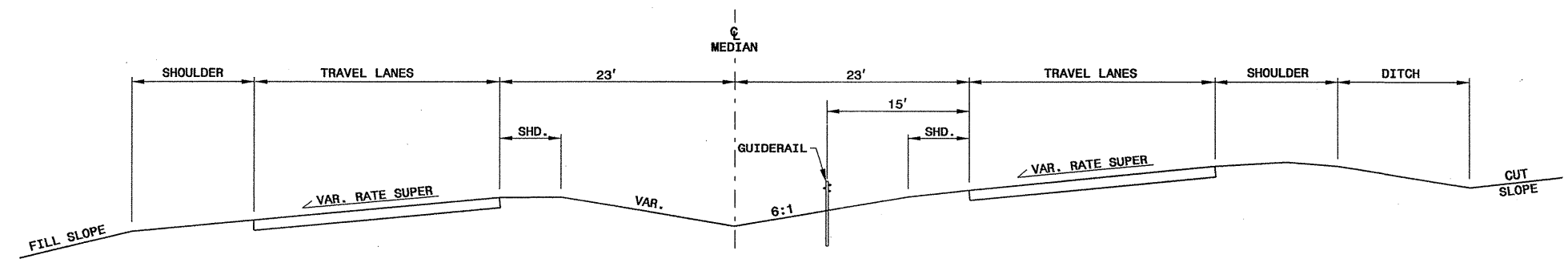
5/14/99



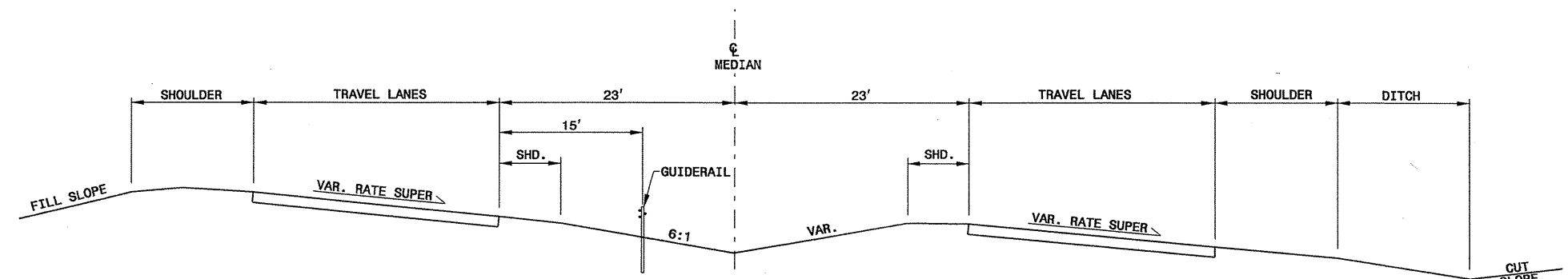
PLAN VIEW

46' MEDIAN GUIDERAIL TRANSITIONS WITH SUPERELEVATION AND/OR FALSE SUMPS

GENERAL NOTES: 1. REFER TO DETAIL 865D01 IN LIEU OF 2002 STANDARD 865.01 FOR INSTALLATION OF CABLE GUIDERAIL.
 2. FALSE SUMP DETAIL IS APPLICABLE TO ALL MEDIAN WIDTHS.
 3. DO NOT TRANSITION GUIDERAIL FOR SUPERELEVATION WHEN THE RATE IS 2 PERCENT OR LESS.
 4. DO NOT INSTALL GUIDERAIL ON SLOPES STEEPER THAN 6:1.



SECTION A-A



SECTION B-B

I4-APR-2004 14:23 M:\Special_Details\ericward\stds\02\stds to Special_Details\english\86501\guiderailtransition.dgn ericward AT DS212260

**DESIGN SERVICES UNIT
 STANDARDS AND SPECIAL DESIGN**
 Office 919-250-4128 FAX 919-250-4119

**DETAIL OF 46' MEDIAN GUIDERAIL
 TRANSITIONS WITH SUPERELEVATION
 AND/OR FALSE SUMPS**

ORIGINAL BY: E.E. WARD DATE: 2-12-04
 MODIFIED BY: DATE:
 CHECKED BY: DATE:
 FILE SPEC.: [usr/std/02stdsdetails/english/86501/guiderailtransition.dgn]