

BEGIN STATE PROJECT R-2904
STA. 15+90.64 -L-

END SHIFT
STA. 22+50 +/- -L-

MATCHLINE TO SHEET 23+00 -L-

END DROP LANE
BEGIN CONSTRUCTION
STA. 20+00 +/- -L-

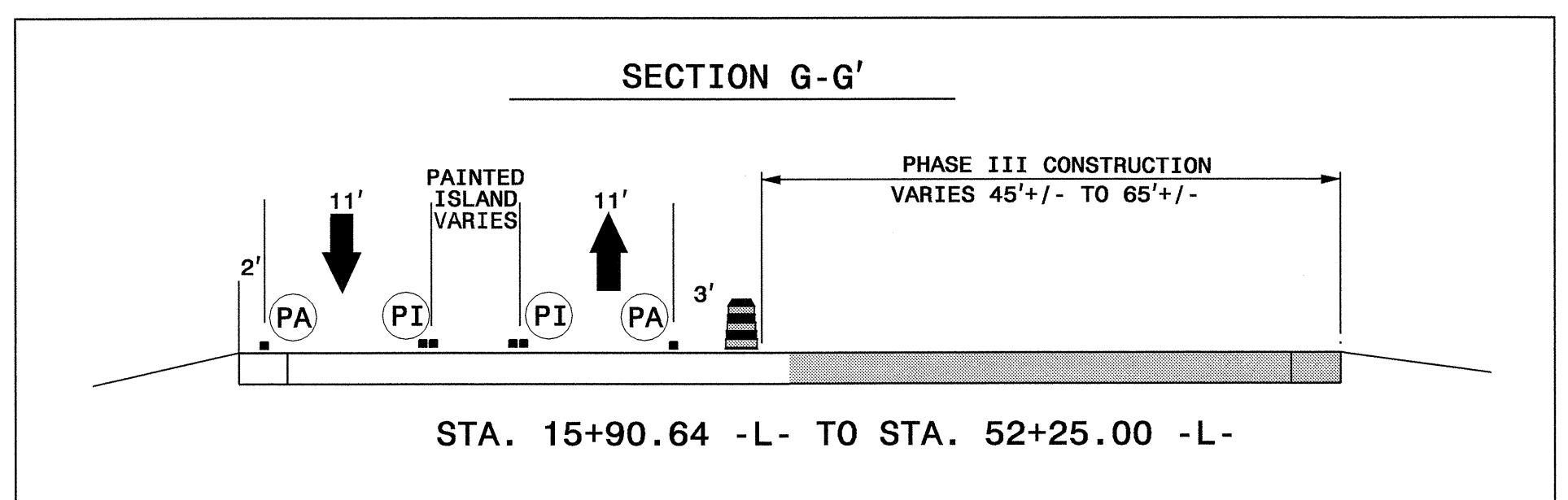
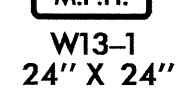

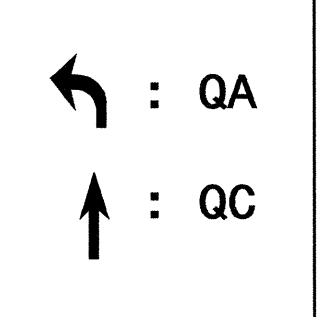
POT Sta. 10+00.00

EXISTING PAVEMENT MARKING


BEGIN SHIFT
STA. 15+50 +/- -L-

STA. 16+20 +/- -L-

STA. 17+50 +/- -L-




APPROVED: *[Signature]* DATE: 7-20-04



PHASE II
PHASE III

SCALE: NONE
DATE: JUL 04
DWG. BY: MM
DESIGN BY: MM
REVIEWED BY: JG



REVISIONS	

07-SEP-2004 16:36
F:\TCP\NR-2904_tcp.dgn
mmannr-iquez AT TETC095141