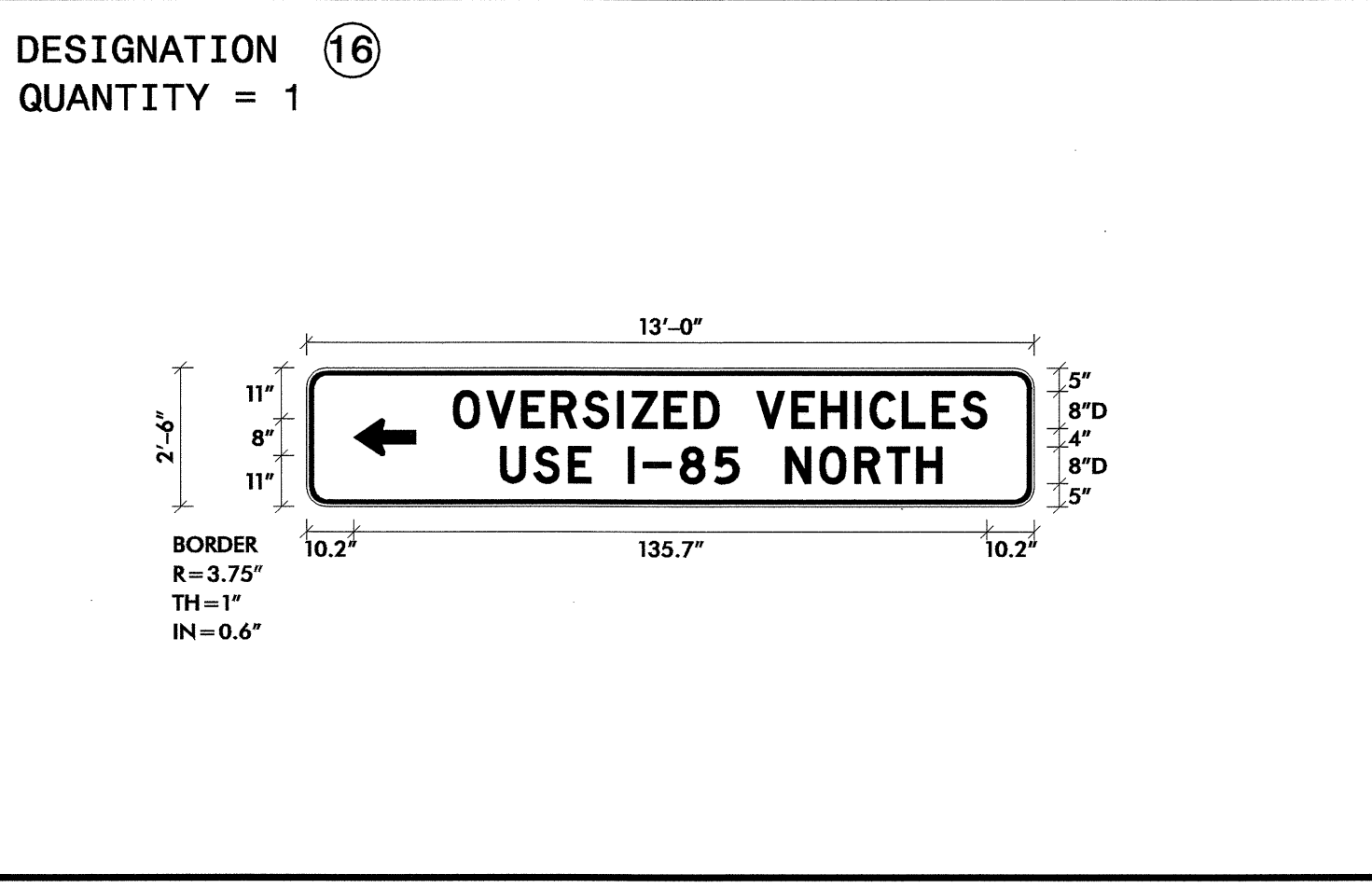


SIGN NUMR: TYPE: A Ground BACKG. COLOR: Orange DESIGN BY: DME CHK BY: STD #: N. C. DEPARTMENT OF TRANSPORTATION
 COPY COLOR: Black PROJECT ID: B-4096 DIV: 9 DATE: Oct 15, 2003 DIVISION OF HIGHWAYS
 TRAFFIC ENGINEERING BRANCH
 SIGNING DEPARTMENT

SIGN WIDTH: 13'-0"
 HEIGHT: 2'-6"
 TOTAL AREA: 32.5 Sq.Ft.
 MAT'L: 0.125 in. ALUMINUM
 BORDER TYPE: RECESSED
 RECESS: 0.6"
 WIDTH: 1"
 RADII: 3.75"
 NO. Z BARS: 2
 LENGTH: 148.0 in.

SYMBOL	X	Y	WID	HT
ARUP2	10.2	11	8	13.3



- USE NOTES: 1,4
- Legend and border shall be direct applied non-reflective sheeting.
 - Legend and border shall be direct applied Type I reflective sheeting.
 - Shields shall be Type III reflective sheeting on 0.032" aluminum and demountable.
 - Background shall be Type III reflective sheeting.
 - Background shall be Type I reflective sheeting.
 - Center arrow(s) vertically on sign.

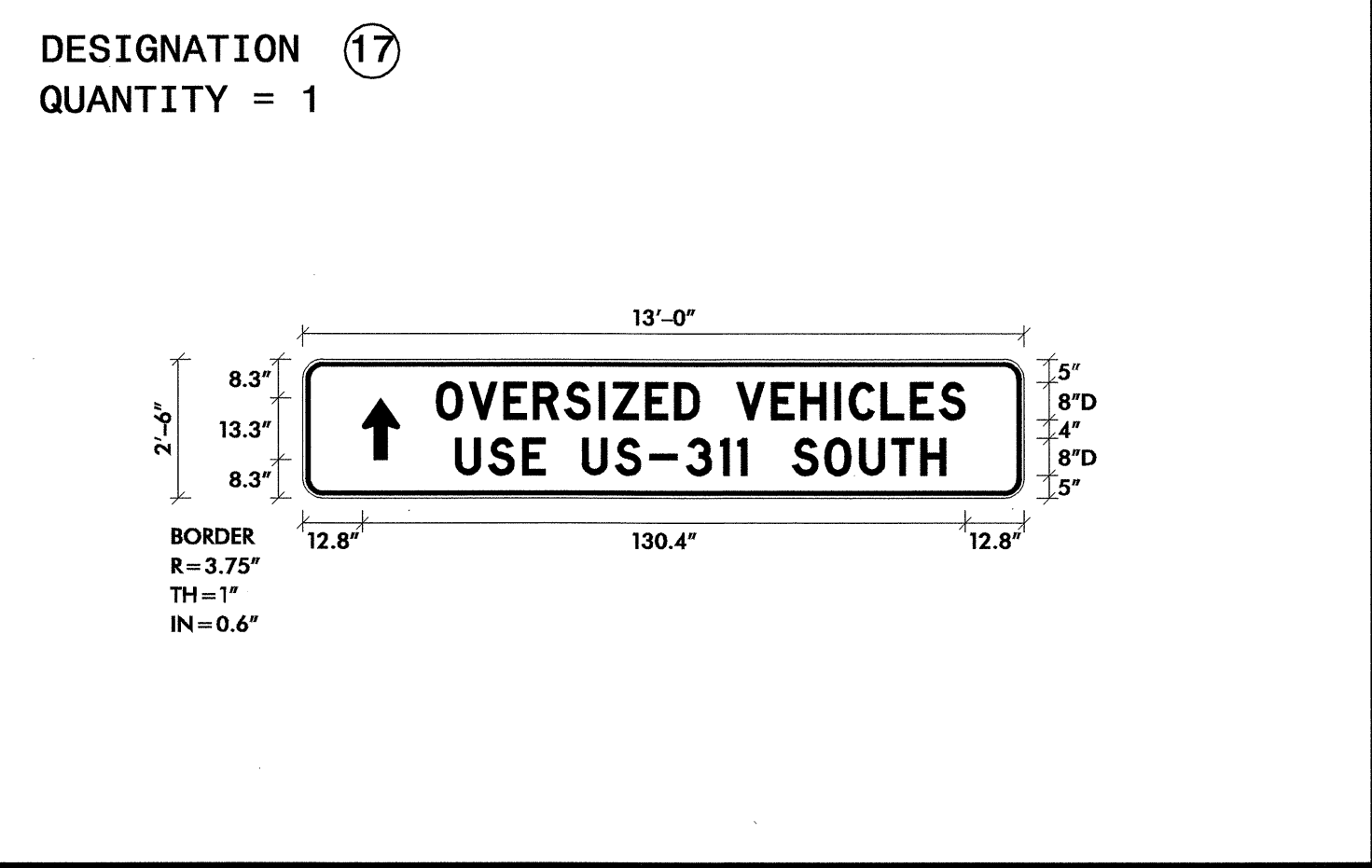
Letter spacings are to start of next letter

	O	V	E	R	S	I	Z	E	D	V	E	H	I	C	L	E	S	Series/Size Text Length					
	31.5	7.1	7.5	6.4	6.9	7.3	3.2	6.9	6.4	5.4	8	7.5	6.4	7.3	3.2	6.9	6.4	6.4	5.4	10.2	D8	114.4	
		U	S	E	I	-	8	5	N	O	R	T	H									D8	94.7
	41.5	7.3	7.3	4.9	8	3.2	7.9	7.3	8	7.3	7.5	6.9	6.4	5.4	19.8								

SIGN NUMR: TYPE: A Ground BACKG. COLOR: Orange DESIGN BY: DME CHK BY: STD #: N. C. DEPARTMENT OF TRANSPORTATION
 COPY COLOR: Black PROJECT ID: B-4096 DIV: 9 DATE: Oct 15, 2003 DIVISION OF HIGHWAYS
 TRAFFIC ENGINEERING BRANCH
 SIGNING DEPARTMENT

SIGN WIDTH: 13'-0"
 HEIGHT: 2'-6"
 TOTAL AREA: 32.5 Sq.Ft.
 MAT'L: 0.125 in. ALUMINUM
 BORDER TYPE: RECESSED
 RECESS: 0.6"
 WIDTH: 1"
 RADII: 3.75"
 NO. Z BARS: 2
 LENGTH: 148.0 in.

SYMBOL	X	Y	WID	HT
ARUP2	12.8	8.3	8	13.3



- USE NOTES: 1,4
- Legend and border shall be direct applied non-reflective sheeting.
 - Legend and border shall be direct applied Type I reflective sheeting.
 - Shields shall be Type III reflective sheeting on 0.032" aluminum and demountable.
 - Background shall be Type III reflective sheeting.
 - Background shall be Type I reflective sheeting.
 - Center arrow(s) vertically on sign.

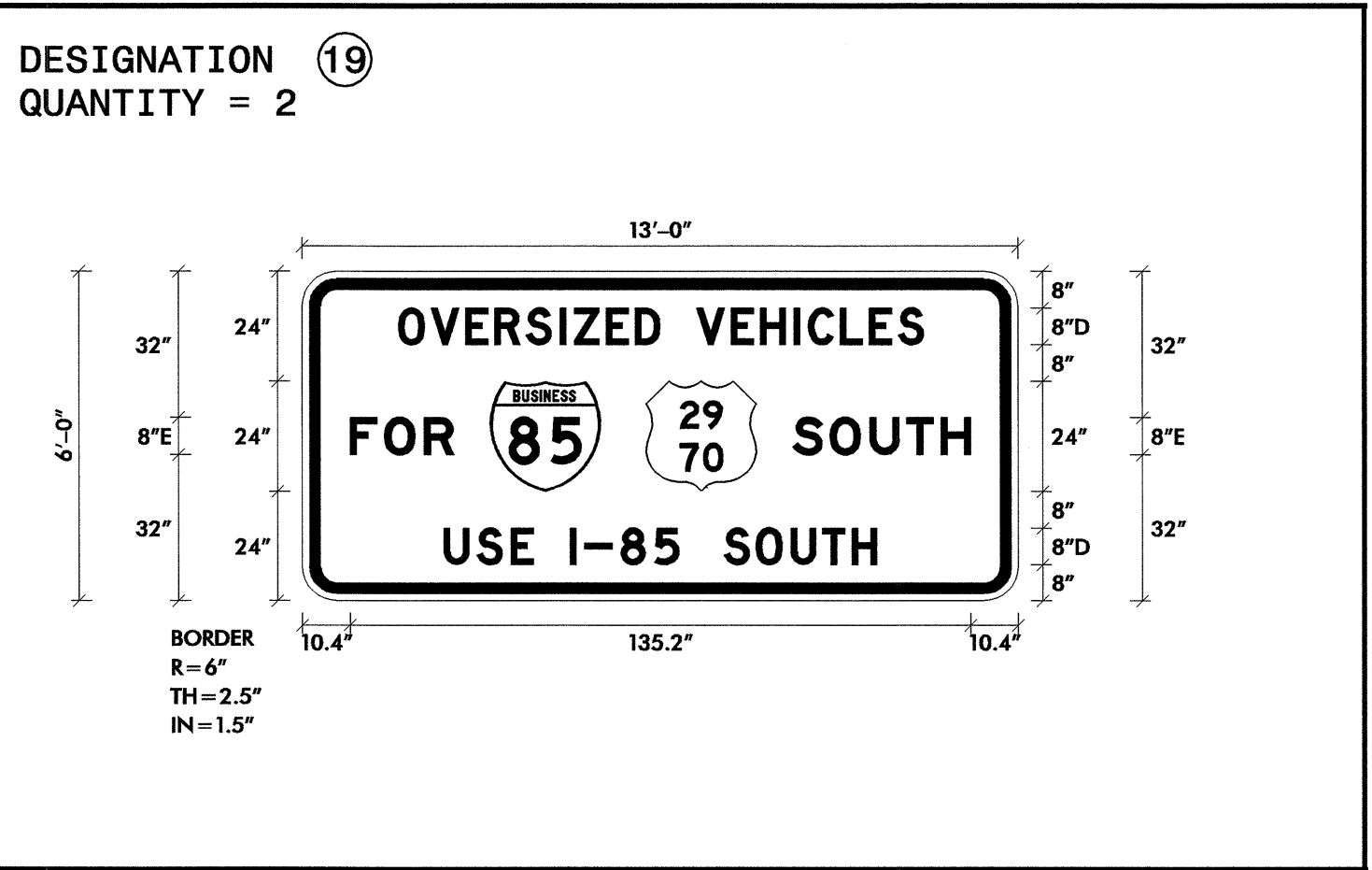
Letter spacings are to start of next letter

	O	V	E	R	S	I	Z	E	D	V	E	H	I	C	L	E	S	Series/Size Text Length				
	28.8	7.1	7.5	6.4	6.9	7.3	3.2	6.9	6.4	5.4	8	7.5	6.4	7.3	3.2	6.9	6.4	6.4	5.4	12.8	D8	114.4
		U	S	E	U	S	-	3	1	1	S	O	U	T	H						D8	106.1
	32.9	7.3	7.3	4.9	8	7.3	7.3	7.9	7.3	3.9	3.9	8	6.9	7.5	6.9	6.4	5.4	16.9				

SIGN NUMR: TYPE: A Ground BACKG. COLOR: Orange DESIGN BY: DME CHK BY: STD #: N. C. DEPARTMENT OF TRANSPORTATION
 COPY COLOR: Black PROJECT ID: B-4096 DIV: 9 DATE: Oct 15, 2003 DIVISION OF HIGHWAYS
 TRAFFIC ENGINEERING BRANCH
 SIGNING DEPARTMENT

SIGN WIDTH: 13'-0"
 HEIGHT: 6'-0"
 TOTAL AREA: 78.0 Sq.Ft.
 MAT'L: 0.125 in. ALUMINUM
 BORDER TYPE: RECESSED
 RECESS: 1.5"
 WIDTH: 2.5"
 RADII: 6"
 NO. Z BARS: 2
 LENGTH: 148.0 in.

SYMBOL	X	Y	WID	HT
US_ODD	75	24	24	24
BUS_NC	41	24	24	24



- USE NOTES: 1,3,4
- Legend and border shall be direct applied non-reflective sheeting.
 - Legend and border shall be direct applied Type I reflective sheeting.
 - Shields shall be Type III reflective sheeting on 0.032" aluminum and demountable.
 - Background shall be Type III reflective sheeting.
 - Background shall be Type I reflective sheeting.
 - Center arrow(s) vertically on sign.

Letter spacings are to start of next letter

	O	V	E	R	S	I	Z	E	D	V	E	H	I	C	L	E	S	Series/Size Text Length					
	21	7.1	7.5	6.4	6.9	7.3	3.2	6.9	6.4	5.4	8	7.5	6.4	7.3	3.1	6.9	6.4	6.4	5.4	20.6	D8	114.4	
		S	O	U	T	H																E8	38.7
	107	8	8.7	8	7.5	6.4	10.4															E8	22.6
	10.4	7.5	8.7	6.4	123																	D8	94.3
	30.9	7.3	7.3	4.9	8	3.2	7.9	7.3	7.3	8	6.9	7.5	6.9	6.4	5.4	30.9							

02-AUG-2004 16:22
 H:\TCP\B4096 - To - tcp5.dgn
 mmanriquez - AT TET095141

APPROVED: DATE: 10/16/03

SEAL:

WIDE LOAD DETOUR SIGNS

SCALE: NONE		REVISIONS
DATE: 04/04		
DWG. BY: TAG		
DESIGN BY: TAG		
REVIEWED BY: JWG		