

26 JUN 2007 09:48 \\s\project\stds\02\stds to Special Details\metric\84805\084805m.dgn  
 erickard AT 05212260

STATE OF  
 NORTH CAROLINA  
 DEPT. OF TRANSPORTATION  
 DIVISION OF HIGHWAYS  
 RALEIGH, N.C.

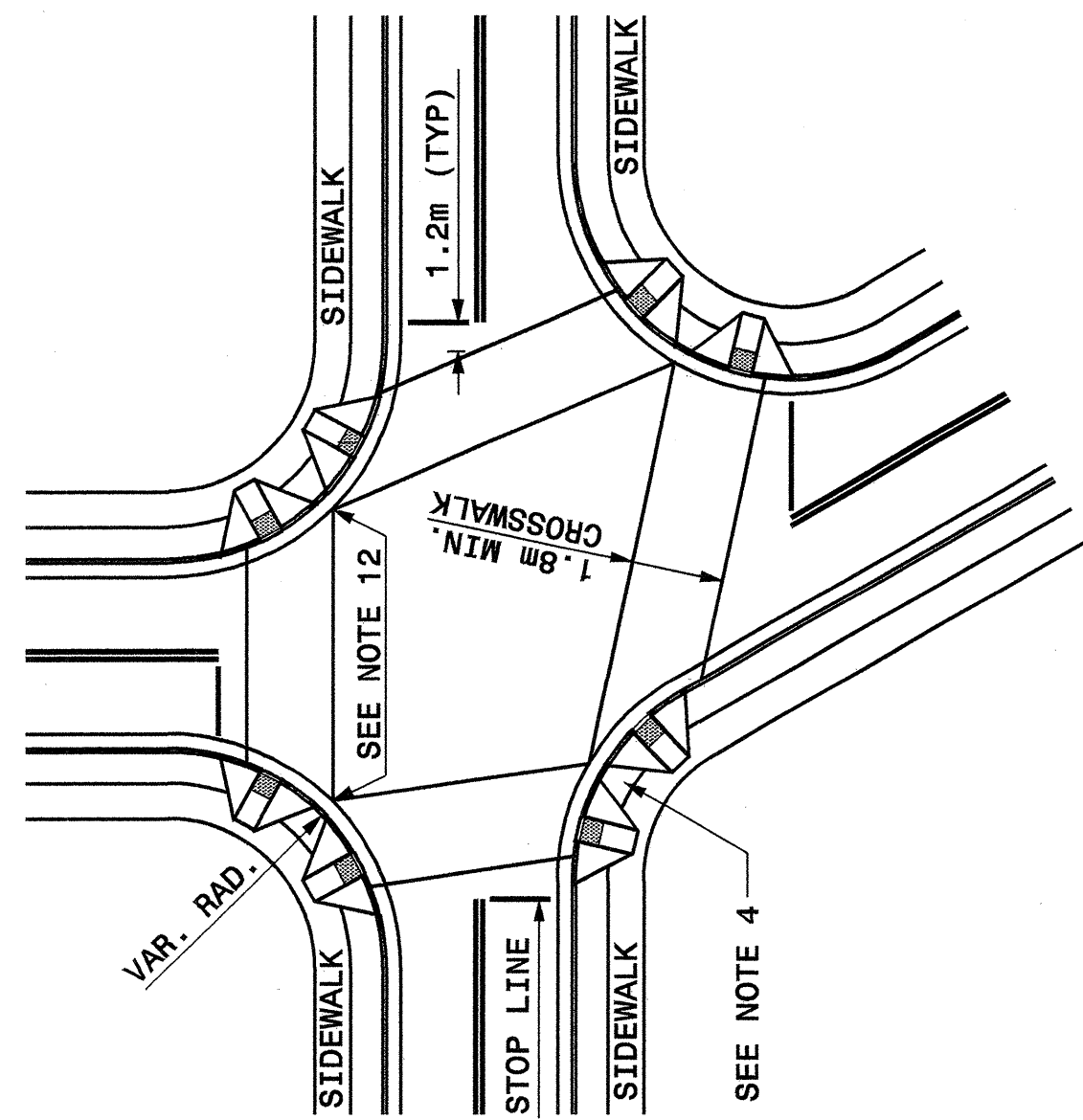
METRIC DETAIL DRAWING FOR  
**WHEELCHAIR RAMP**  
 CURB CUT

SHEET 3 OF 4  
**848D05**

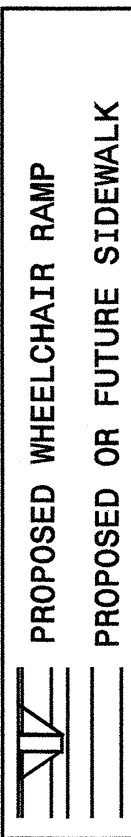
STATE OF  
 NORTH CAROLINA  
 DEPT. OF TRANSPORTATION  
 DIVISION OF HIGHWAYS  
 RALEIGH, N.C.

METRIC DETAIL DRAWING FOR  
**WHEELCHAIR RAMP**  
 CURB CUT

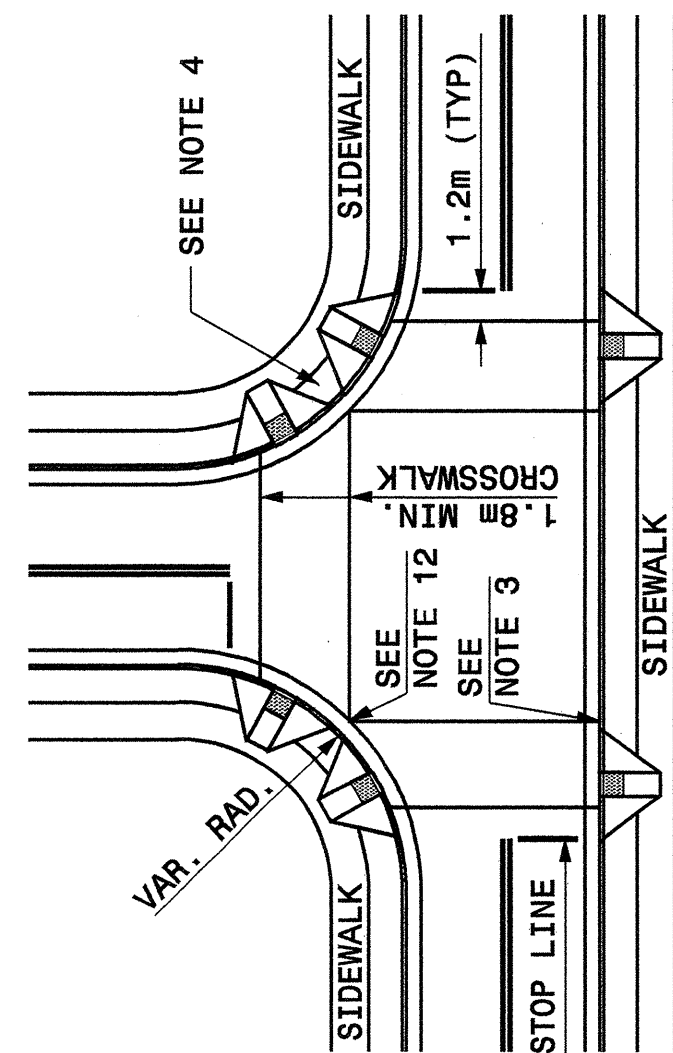
SHEET 3 OF 4  
**848D05**



DETAIL SHOWING TYPICAL LOCATION OF WHEELCHAIR RAMP, PEDESTRIAN CROSSWALKS AND STOP LINES



ALLOWABLE LOCATIONS  
 DUAL RAMP RADII.....ANY



DETAIL SHOWING TYPICAL LOCATION OF WHEELCHAIR RAMP, PEDESTRIAN CROSSWALKS AND STOP LINES FOR TEE INTERSECTIONS

Note:  
 This drawing is dimensioned in millimeters unless otherwise depicted within the drawing.

STATE OF  
 NORTH CAROLINA  
 DEPT. OF TRANSPORTATION  
 DIVISION OF HIGHWAYS  
 RALEIGH, N.C.

METRIC DETAIL DRAWING FOR  
**WHEELCHAIR RAMP**  
 CURB CUT

SHEET 4 OF 4  
**848D05**

STATE OF  
 NORTH CAROLINA  
 DEPT. OF TRANSPORTATION  
 DIVISION OF HIGHWAYS  
 RALEIGH, N.C.

METRIC DETAIL DRAWING FOR  
**WHEELCHAIR RAMP**  
 CURB CUT

SHEET 4 OF 4  
**848D05**

- NOTES:
- CONSTRUCT THE WALKING SURFACE WITH SLIP RESISTANCE AND A 70% CONTRASTING COLOR TO THE SIDEWALK.
  - CROSSWALK WIDTHS AND CONFIGURATION VARY BUT MUST CONFORM TO TRAFFIC DESIGN STANDARDS.
  - NORTH CAROLINA GENERAL STATUTE 136-44.14 REQUIRES THAT ALL STREET CURBS BEING CONSTRUCTED OR RECONSTRUCTED FOR MAINTENANCE PROCEDURES, TRAFFIC OPERATIONS, REPAIRS, CORRECTION OF UTILITIES OR ALTERED FOR ANY REASON AFTER SEPTEMBER 1, 1973 SHALL PROVIDE WHEELCHAIR RAMPS FOR THE PHYSICALLY DISABLED AT ALL INTERSECTIONS WHERE BOTH CURB AND GUTTER AND SIDEWALKS ARE PROVIDED AND AT OTHER POINTS OF PEDESTRIAN FLOW.  
 IN ADDITION, SECTION 228 OF THE 1973 FEDERAL AID HIGHWAY SAFETY ACT REQUIRES PROVISION OF CURB RAMPS ON ANY CURB CONSTRUCTION AFTER JULY 1, 1976 WHETHER A SIDEWALK IS PROPOSED INITIALLY OR IS PLANNED FOR A FUTURE DATE.  
 THE AMERICANS WITH DISABILITIES ACT (ADA) OF 1990 EXTENDS TO INDIVIDUALS WITH DISABILITIES. COMPREHENSIVE CIVIL RIGHTS PROTECTIONS SIMILAR TO THOSE PROVIDED TO PERSONS ON THE BASIS OF RACE, SEX, NATIONAL ORIGIN AND RELIGION UNDER THE CIVIL RIGHTS ACT OF 1964. THESE CURB RAMPS HAVE BEEN DESIGNED TO COMPLY WITH THE CURRENT ADA STANDARDS.
  - PROVIDE WHEELCHAIR RAMPS AT LOCATIONS AS SHOWN ON THE PLANS OR AS DIRECTED BY THE ENGINEER. LOCATE WHEELCHAIR RAMPS AS DIRECTED BY THE ENGINEER WHERE EXISTING LIGHT POLES, FIRE HYDRANTS, DROP INLETS, ETC. AFFECT PLACEMENT. WHERE TWO RAMPS ARE INSTALLED, PLACE NOT LESS THAN 600mm OF FULL HEIGHT CURB BETWEEN THE RAMPS. PLACE DUAL RAMPS AS NEAR PERPENDICULAR TO THE TRAVEL LANE BEING CROSSED AS POSSIBLE.
  - PAY FOR ALL VARIABLE DEPTH CONCRETE USED FOR CONSTRUCTION OF WHEELCHAIR RAMPS AS CONCRETE WHEELCHAIR RAMPS. (SQ. METERS.)
  - PAY FOR ALL DEPRESSED CURBS AT WHEELCHAIR RAMPS AS THE TYPE CURB AND GUTTER USED ADJACENT TO DEPRESSED CURB. (LN. METERS.)
  - SUCH PRICES AND PAYMENTS IS CONSIDERED FULL COMPENSATION FOR ALL MATERIALS, LABOR, EQUIPMENT, TOOLS AND INCIDENTALS NECESSARY TO SATISFACTORILY COMPLETE THE WORK.
  - DO NOT EXCEED 0.08 (12:1) SLOPE ON THE WHEELCHAIR RAMP IN RELATIONSHIP TO THE GRADE OF THE STREET.
  - CONSTRUCT WHEELCHAIR RAMPS 1.0m OR GREATER FOR DUAL RAMPS.
  - USE CLASS "B" CONCRETE WITH A SIDEWALK FINISH IN ORDER TO OBTAIN A ROUGH NON-SKID TYPE SURFACE.
  - PLACE A 13mm EXPANSION JOINT WHERE THE CONCRETE WHEELCHAIR RAMP JOINS THE CURB AND AS SHOWN ON STD. DWG. 848.01.
  - PLACE THE INSIDE PEDESTRIAN CROSSWALK LINES NO CLOSER IN THE INTERSECTION BY BISECTING THE INTERSECTION RADIUS, WITH ALLOWANCE OF A 1.0m CLEAR ZONE IN THE VEHICULAR TRAVELWAY WHEN ONE RAMP IS INSTALLED. (SEE NOTE 17)
  - COORDINATE THE CURB CUT AND THE PEDESTRIAN CROSSWALK LINES SO THE FLOOR OF THE WHEELCHAIR RAMP WILL FALL WITHIN THE PEDESTRIAN CROSSWALK LINES. PLACE DIAGONAL RAMPS WITH FLARED SIDES SO 600mm OF FULL HEIGHT CURB FALLS WITHIN THE CROSSWALK MARKINGS ON EACH SIDE OF THE FLARES.
  - CONSTRUCT THE PEDESTRIAN CROSSWALK A MINIMUM OF 1.8m. A CROSSWALK WIDTH OF 3.0m OR GREATER IS DESIRABLE.
  - USE STOP LINES, NORMALLY PERPENDICULAR TO THE LANE LINES, WHERE IT IS IMPORTANT TO INDICATE THE POINT BEHIND WHICH VEHICLES ARE REQUIRED TO STOP IN COMPLIANCE WITH A TRAFFIC SIGNAL, STOP SIGN OR OTHER LEGAL REQUIREMENT. AN UNUSUAL APPROACH SKEW MAY REQUIRE THE PLACEMENT OF THE STOP LINE PARALLEL TO THE INTERSECTING ROADWAY.
  - TERMINATE PARKING A MINIMUM OF 6.0m BACK OF PEDESTRIAN CROSSWALK.
  - PLACE ALL PAVEMENT MARKINGS IN ACCORDANCE WITH THE LATEST EDITION OF THE MANUAL OF UNIFORM TRAFFIC CONTROL DEVICES (MUTCD) PUBLISHED BY THE FEDERAL HIGHWAY ADMINISTRATION AND THE NORTH CAROLINA SUPPLEMENT TO THE MUTCD.

Note:  
 This drawing is dimensioned in millimeters unless otherwise depicted within the drawing.

DESIGN SERVICES UNIT  
 STANDARDS AND SPECIAL DESIGN  
 Office 919-250-4128 FAX 919-250-4119

SEE PLATE FOR TITLE

ORIGINAL BY: 2002 STD\_848\_05 DATE: 06-26-03  
 MODIFIED BY: E.E. WARD DATE: 6-03  
 CHECKED BY: [Signature] DATE: 6-03  
 FILE SPEC.: \\usr\stds\02stds\11\metric\84805\84805.dgn

