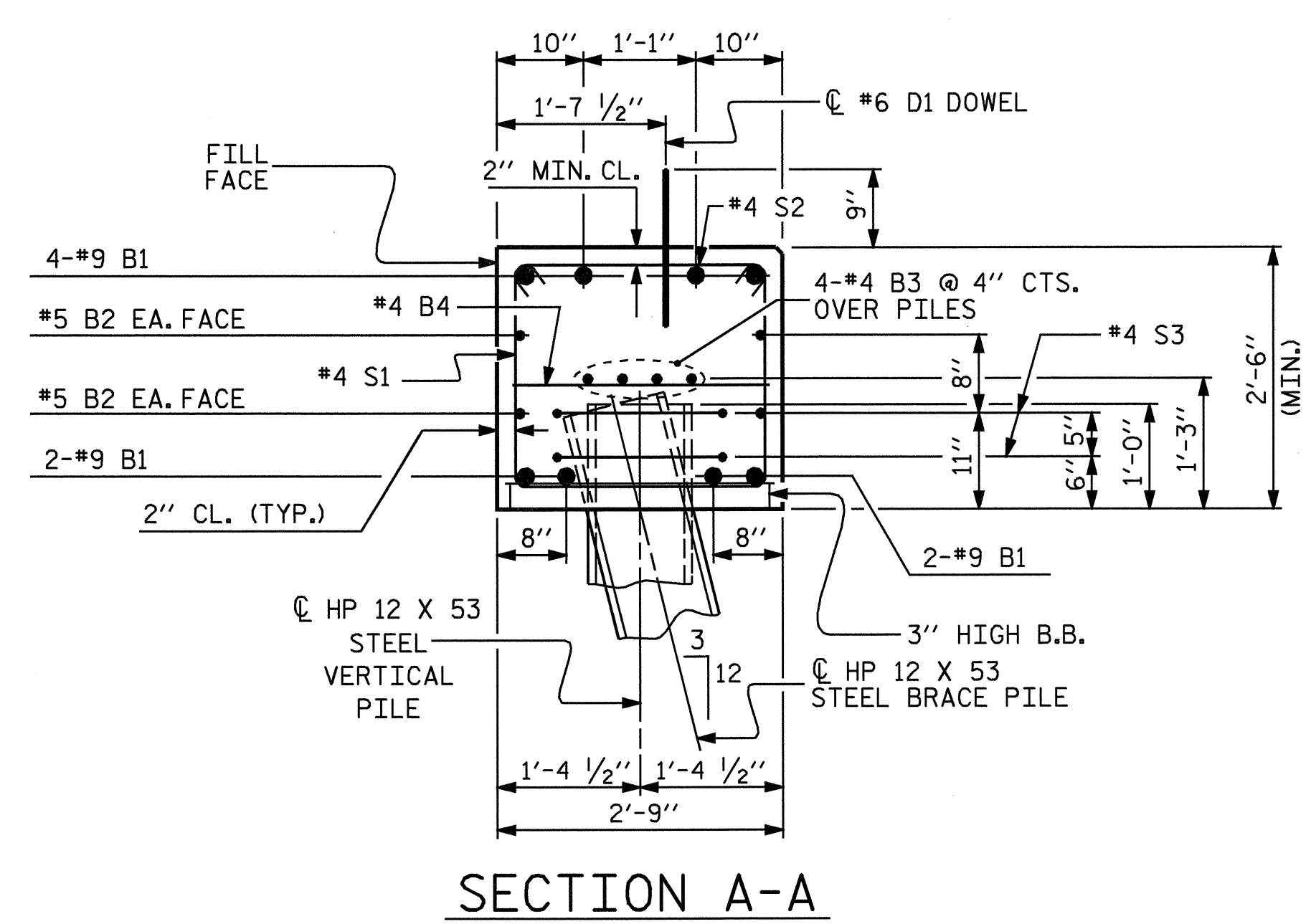
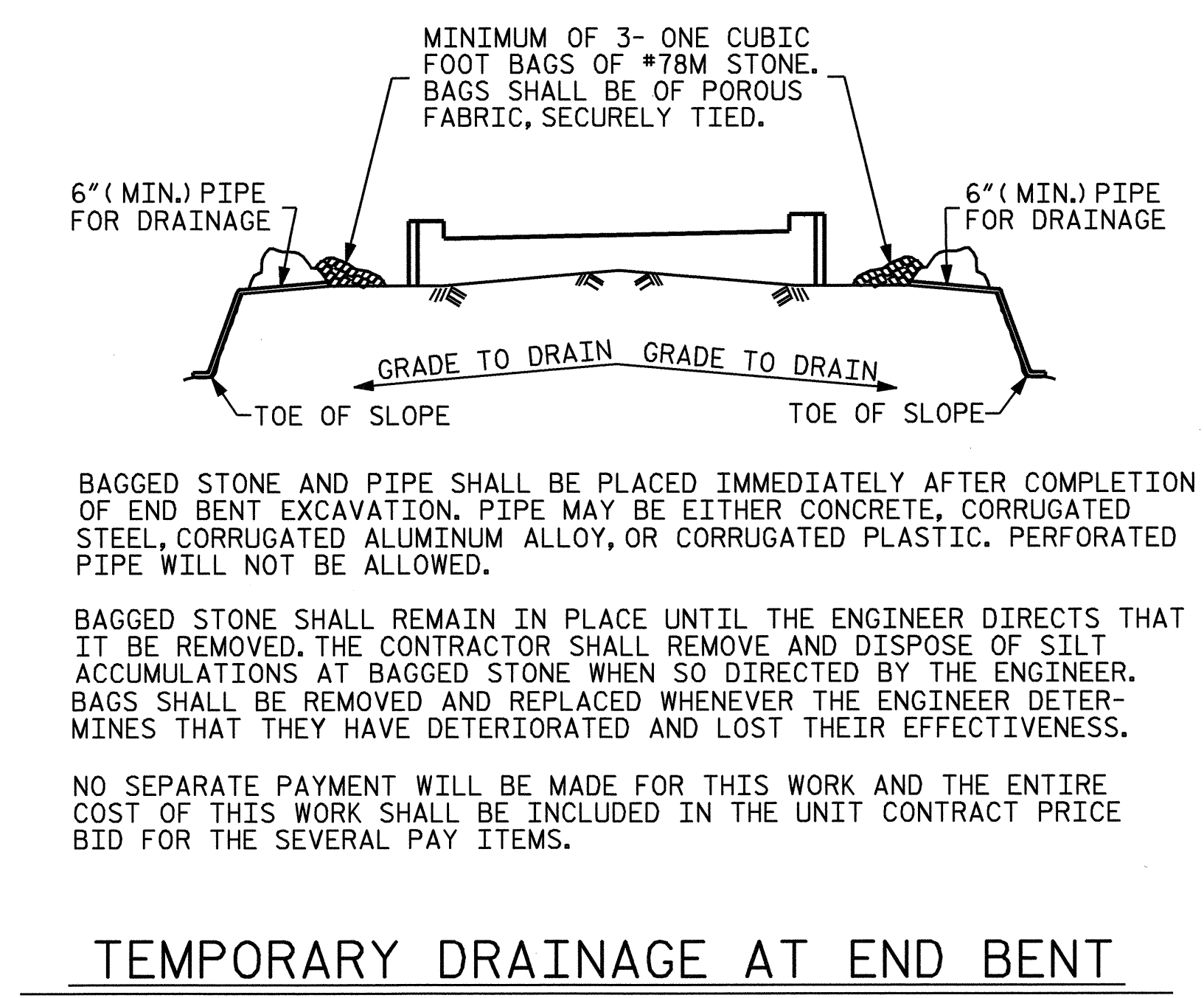



BILL OF MATERIAL					
END BENT 2					
BAR	NO.	SIZE	TYPE	LENGTH	WEIGHT
B1	8	#9		46'-10"	1274
B2	4	#5	STR	44'-6"	186
B3	8	#4	STR	23'-5"	125
B4	11	#4	STR	2'-5"	18
D1	24	#6	STR	1'-6"	54
H1	6	#4		6'-1"	24
H2	6	#4		6'-4"	25
H3	6	#4		6'-0"	24
H4	6	#4		5'-9"	23
H5	12	#4	STR	3'-5"	27
S1	56	#4		7'-5"	277
S2	56	#4		3'-2"	118
S3	14	#4		6'-6"	61
S4	4	#4		4'-6"	12
V1	20	#4	STR	4'-5"	59
V2	20	#4	STR	4'-6"	60
REINFORCING STEEL				=	2367 LBS
CLASS A CONCRETE					
POUR #1 (CAP & WINGS)				=	12.4 C.Y.
POUR #2 (WINGS)				=	1.4 C.Y.
POUR #3 (LATERAL GUIDES)				=	0.1 C.Y.
TOTAL CLASS A CONCRETE				=	13.9 C.Y.
HP 12 X 53 STEEL PILES					
NO. 7				=	175 LIN. FT.



PROJECT NO. B-2963  
 DURHAM COUNTY  
 STATION: 29+92.50-L-  
 SHEET 3 OF 3

STATE OF NORTH CAROLINA DEPARTMENT OF TRANSPORTATION RALEIGH					
SUBSTRUCTURE END BENT 2					
REVISIONS					SHEET NO.
NO.	BY:	DATE:	NO.	BY:	DATE:
1			3		
2			4		
TOTAL SHEETS					32



DRAWN BY: William F. Parker DATE: 06/05/02  
 CHECKED BY: J. KHARVA DATE: 9/19/02