NOTES

THE COST OF THE BARRIER RAIL ON THE APPROACH SLAB SHALL BE INCLUDED IN THE LUMP SUM CONTRACT PRICE BID FOR BRIDGE APPROACH SLABS.

APPROACH SLAB SHALL NOT BE CONSTRUCTED PRIOR TO COMPLETION OF THE BRIDGE DECK.

FOR REINFORCED BRIDGE APPROACH FILL INCLUDING FABRIC, IMPERMEABLE GEOMEMBRANE, 4" Ø DRAINAGE PIPE, #78M STONE, AND SELECT MATERIAL, SEE ROADWAY PLANS.

TEMPORARY DRAINAGE AND TEMPORARY BERM AND SLOPE DRAINS WILL BE PAID FOR UNDER THE LUMP SUM PRICE FOR BRIDGE APPROACH SLAB.

AREA BETWEEN THE WINGWALL AND APPROACH SLAB SHALL BE GRADED TO DRAIN THE WATER AWAY FROM THE FILL FACE OF THE BRIDGE AND SHALL BE PAVED. SEE ROADWAY PLANS.

THE 6" COMP. A.B.C. SHALL EXTEND 10'-0" BEYOND THE END OF THE APPROACH SLAB AND 1'-0" OUTSIDE OF EACH EDGE OF SLAB.

THE CONTRACTOR MAY USE 4" TYPE B-25.0B ASPHALT CONCRETE BASE COURSE IN LIEU OF 6" COMP. A.B.C. IF THIS OPTION IS USED, THE BASE COURSE SHALL EXTEND 1'-0" BEYOND THE END OF THE APPROACH SLAB AND THE WIDTH SHALL BE THE SAME AS THAT OF THE APPROACH SLAB.

THE CONTRACTOR MAY USE 5" CLASS "A" CONCRETE BASE IN LIEU OF 6" COMP. A.B.C. IF THIS OPTION IS USED, THE CONCRETE BASE SHALL EXTEND 1'-0" BEYOND THE END OF THE APPROACH SLAB AND THE WIDTH SHALL BE THE SAME AS THAT OF THE APPROACH SLAB. THE CONCRETE SHALL BE FINISHED TO A SMOOTH SURFACE AND A LAYER OF 30 LB ROOFING FELT SHALL BE PLACED BETWEEN THE CONCRETE BASE AND THE APPROACH SLAB TO PREVENT BOND. THE APPROACH SLAB SHALL NOT BE CAST UNTIL THE CONCRETE BASE HAS REACHED AN AGE OF THREE CURING DAYS.

APPROACH SLAB GROOVING IS NOT REQUIRED. TINE CONCRETE ONLY WITHIN THE LIMITS OF THE ASPHALT PAVEMENT AND IN ACCORDANCE WITH ARTICLE 422-3 OF THE STANDARD SPECIFICATIONS.

BILL OF MATERIAL
FOR ONE APPROACH SLAB (2 REQ'D.)

BAR	NO.	SIZE	TYPE	LENGTH	WEIGHT	BAR	NO.	SIZE	TYPE	LENGTH	WEIGHT
✳ A1	49	#5	STR	35'-4"	1806	✳ B103	12	#6	STR	27'-5"	494
						✳ B104	12	#6	STR	26'-4"	475
✳ A101	1	#5	STR	33'-11"	35	✳ B105	12	#6	STR	25'-3"	455
✳ A102	1	#5	STR	31'-1"	32	✳ B106	12	#6	STR	24'-3"	437
✳ A103	1	#5	STR	28'-3"	29						
✳ A104	1	#5	STR	25'-5"	27	B201	11	#8	STR	30'-0"	881
✳ A105	1	#5	STR	22'-7"	24	B202	12	#8	STR	28'-11"	926
✳ A106	1	#5	STR	19'-9"	21	B203	12	#8	STR	27'-11"	894
✳ A107	1	#5	STR	16'-11"	18	B204	12	#8	STR	26'-10"	860
✳ A108	1	#5	STR	14'-1"	15	B205	12	#8	STR	25'-9"	825
✳ A109	1	#5	STR	11'-3"	12	B206	12	#8	STR	24'-9"	793
✳ A110	1	#5	STR	8'-5"	9						
✳ A111	1	#5	STR	5'-7"	6	✳ B3	1	#5	3	6'-2"	6
✳ A112	1	#5	STR	2'-9"	3	✳ B4	7	#5	STR	11'-9"	86
						✳ B5	1	#5	3	6'-7"	7
A2	98	#4	STR	18'-7"	1217	✳ B6	7	#5	STR	11'-8"	85
A201	2	#4	STR	17'-10"	24	✳ G1	1	#5	STR	36'-2"	38
A202	2	#4	STR	16'-5"	22						
A203	1	#4	STR	28'-3"	19	✳ S1	48	#5	STR	3'-8"	184
A204	1	#4	STR	25'-5"	17	✳ S2	48	#5	1	4'-6"	225
A205	1	#4	STR	22'-7"	15	✳ S3	20	#5	2	2'-8"	56
A206	1	#4	STR	19'-9"	13						
A207	1	#4	STR	16'-11"	11						
A208	1	#4	STR	14'-1"	9						
A209	1	#4	STR	11'-3"	8						
A210	1	#4	STR	8'-5"	6						
A211	1	#4	STR	5'-7"	4						
A212	1	#4	STR	2'-9"	2						
✳ B101	11	#6	STR	29'-6"	487						
✳ B102	12	#6	STR	28'-5"	512						

REINFORCING STEEL	LBS.	6546
✳ EPOXY COATED REINFORCING STEEL	LBS.	5584

CLASS AA CONCRETE BREAKDOWN

POUR 1	SLAB & CURBS	C. Y.	38.0
POUR 2	RAIL	C. Y.	2.1
CLASS AA CONCRETE		C. Y.	40.1

BAR TYPES

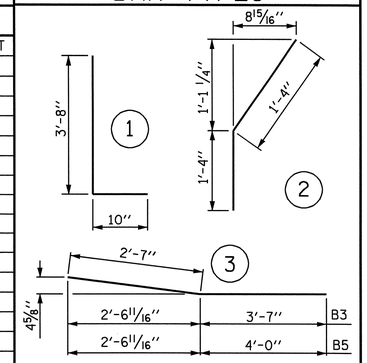

ALL BAR DIMENSIONS ARE OUT TO OUT

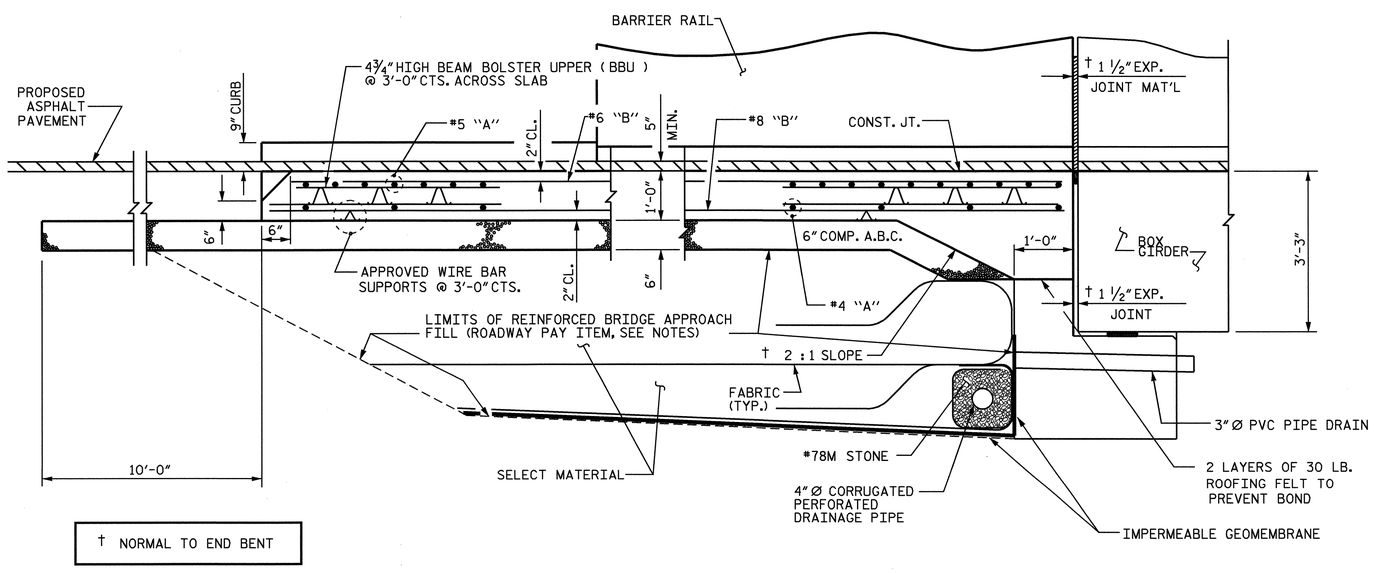

† NORMAL TO END BENT

SECTION THRU SLAB

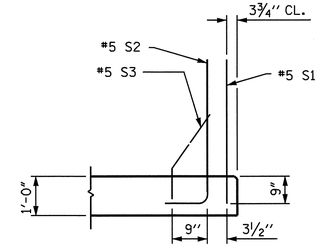

SECTION K-K

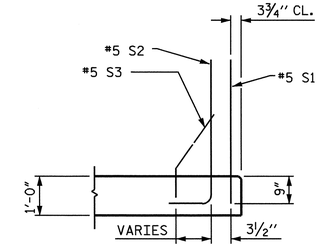

SECTION L-L

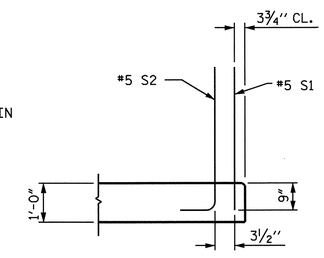

SECTION M-M

NORTH CAROLINA PROFESSIONAL SEAL 11259 ENGINEER DAVID R. ANDERSON

7/21/04

PROJECT NO. B-3696

ROCKINGHAM COUNTY

STATION: 17+87.50 -L-

SHEET 2 OF 4

STATE OF NORTH CAROLINA
DEPARTMENT OF TRANSPORTATION
RALEIGH

BRIDGE APPROACH SLAB FOR PRESTRESSED CONCRETE BOX GIRDER WITH BARRIER RAIL

REVISIONS								SHEET NO.
NO.	BY:	DATE:	NO.	BY:	DATE:			S-16
1			3					TOTAL SHEETS
2			4					18

ASSEMBLED BY : S. M. RASHIDI DATE : 4/14/04
CHECKED BY : W. K. FISCHER DATE : 5/18/04
DRAWN BY : LES 8/01
CHECKED BY : RDR 8/01
REV. 5/7/03 RWW/JTE

20-JUL-2004 17:33
W:\SquadM\b3696\srashidi\Microstation\B-3696_sd_AS_01.dgn
srashidi

REV. STD. NO. BAS8