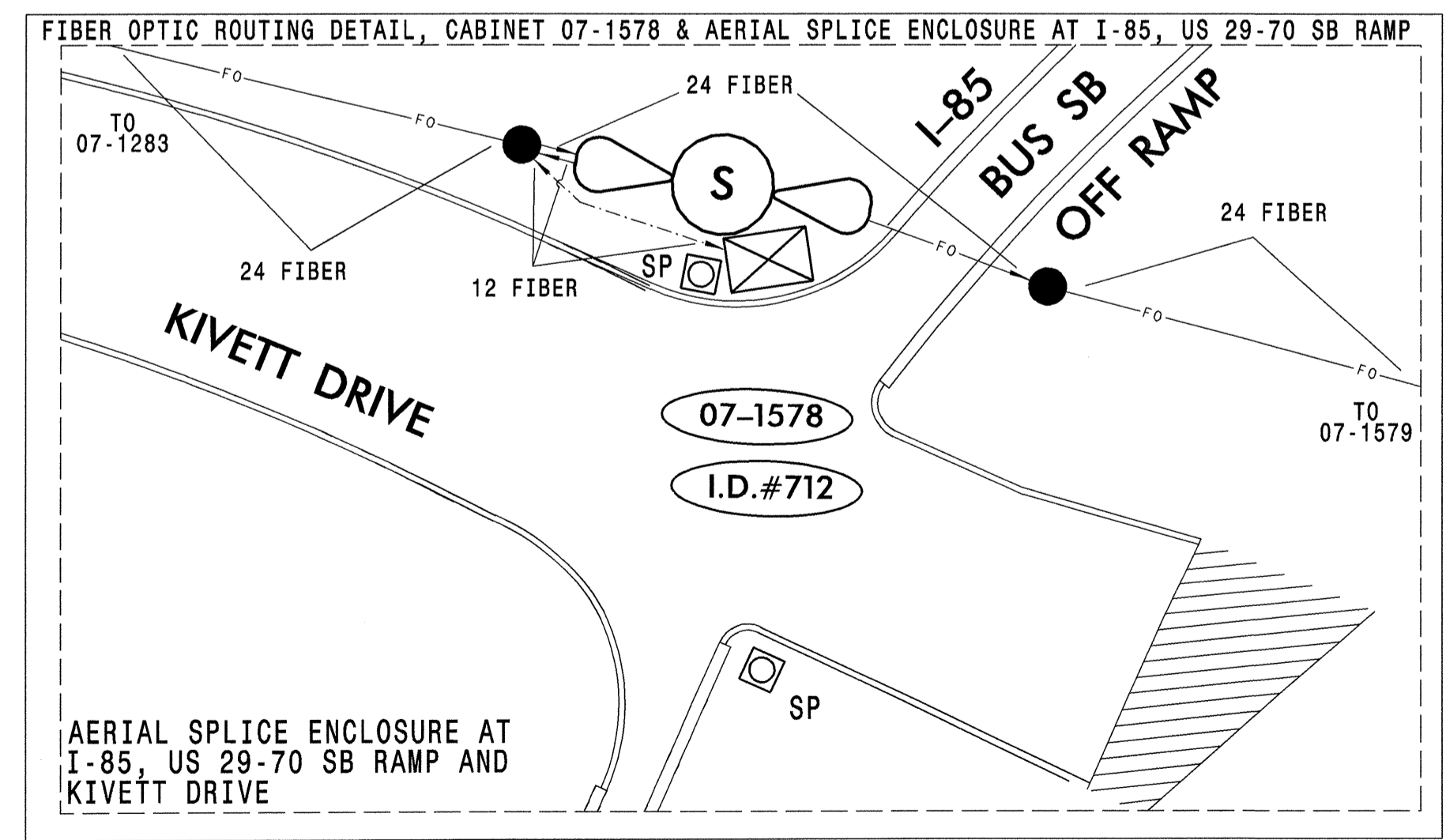
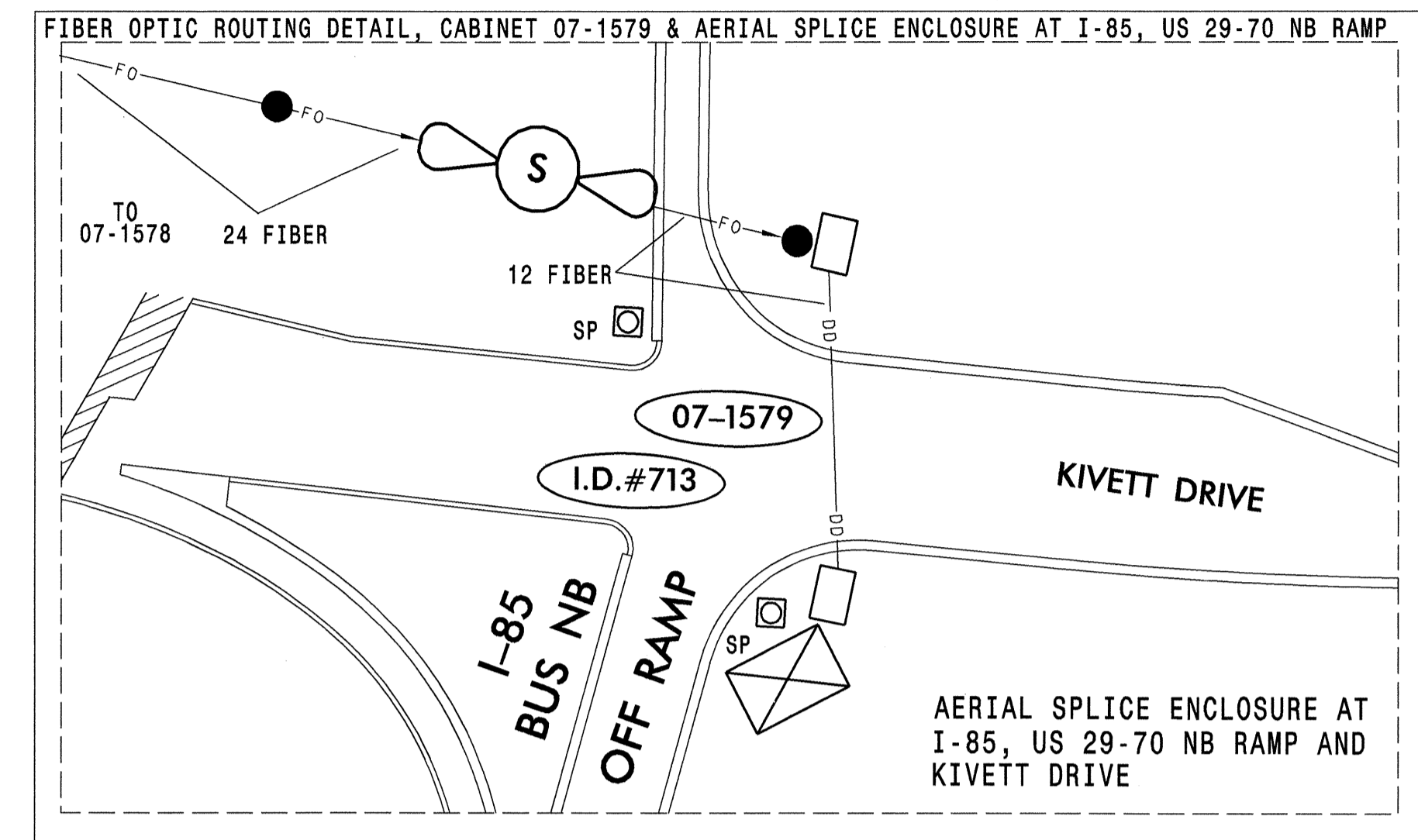
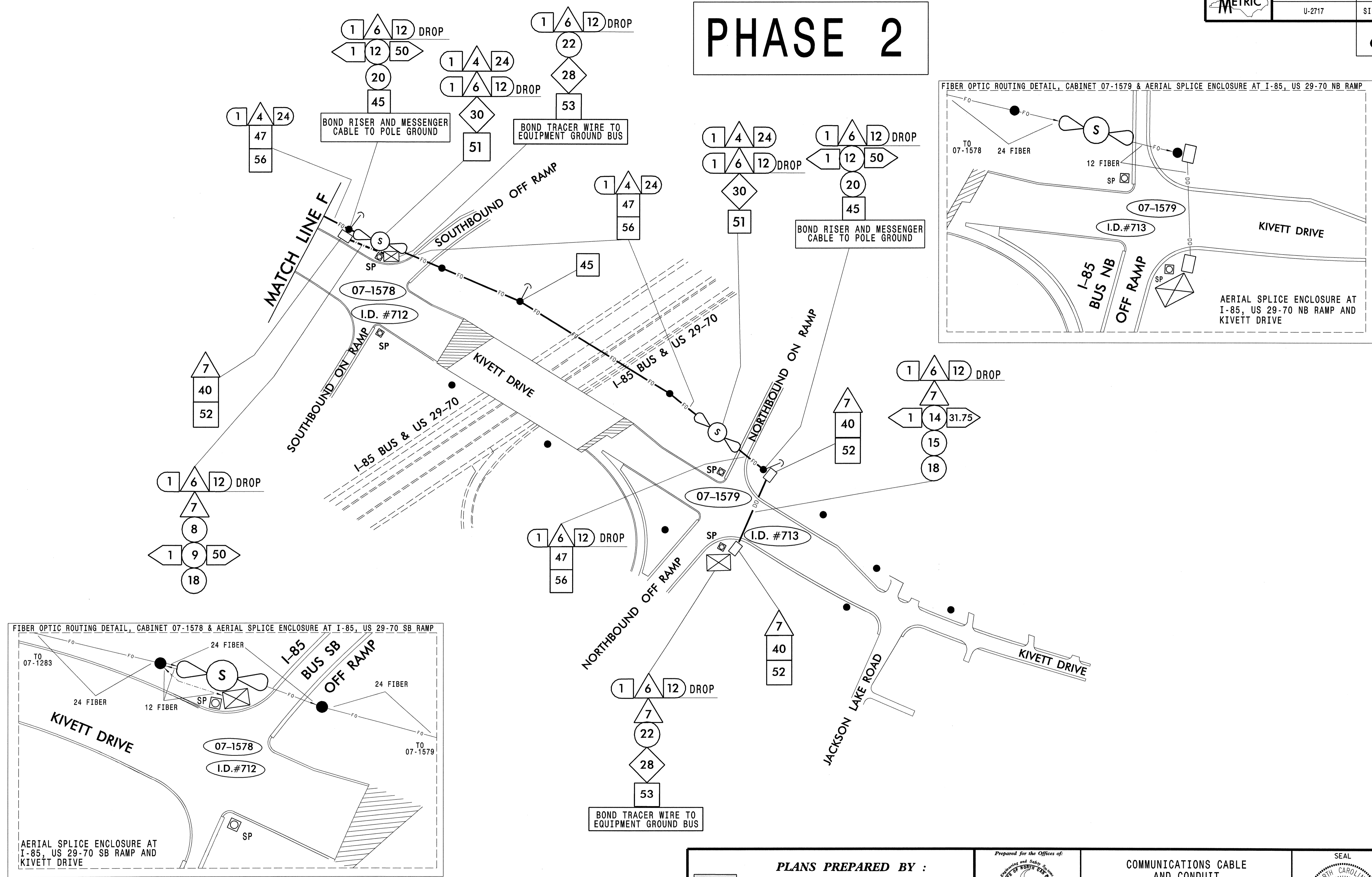


PHASE 2



ALL NCDOT COMMUNICATIONS CABLE ATTACHMENT POINTS ARE 1 METER (40 INCHES) BELOW POWER (FRONT SIDE OF POLE) UNLESS OTHERWISE NOTED.

<p>PLANS PREPARED BY : RUMMEL KLEPPER & KAHL, LLP <i>consulting engineers</i> 5800 FARINGDON PLACE SUITE 105 RALEIGH, NORTH CAROLINA 27609-3960</p> <p>FOR DIVISION OF HIGHWAYS</p>	<p>Prepared for the Offices of:</p> <p>122 N. McDowell St., Raleigh, NC 27603</p>	<p>COMMUNICATIONS CABLE AND CONDUIT ROUTING PLANS</p> <p>DIVISION 07 GUILFORD COUNTY HIGH POINT</p> <p>PLAN DATE: 05-15-04 REVIEWED BY: D. W. MORTON</p> <p>PREPARED BY: C. B. HOLDEN R&K PROJECT NO. 302-079-SIG5</p> <table border="1"> <thead> <tr> <th>REVISIONS</th> <th>INIT.</th> <th>DATE</th> </tr> </thead> <tbody> <tr> <td> </td> <td> </td> <td> </td> </tr> </tbody> </table>	REVISIONS	INIT.	DATE				<p>SEAL</p> <p>SEAL 19798</p> <p>ENGINEER RONALD W. MORTON</p> <p><i>Ronald W. Morton</i> 7-7-04 SIGNATURE DATE</p> <p>SIG. INVENTORY NO. CABLE08_20040415.SIG</p>
	REVISIONS	INIT.	DATE						
<p>Scale: 0</p>	<p>Scale: 0</p>	<p>Scale: 0</p>	<p>Scale: 0</p>						