

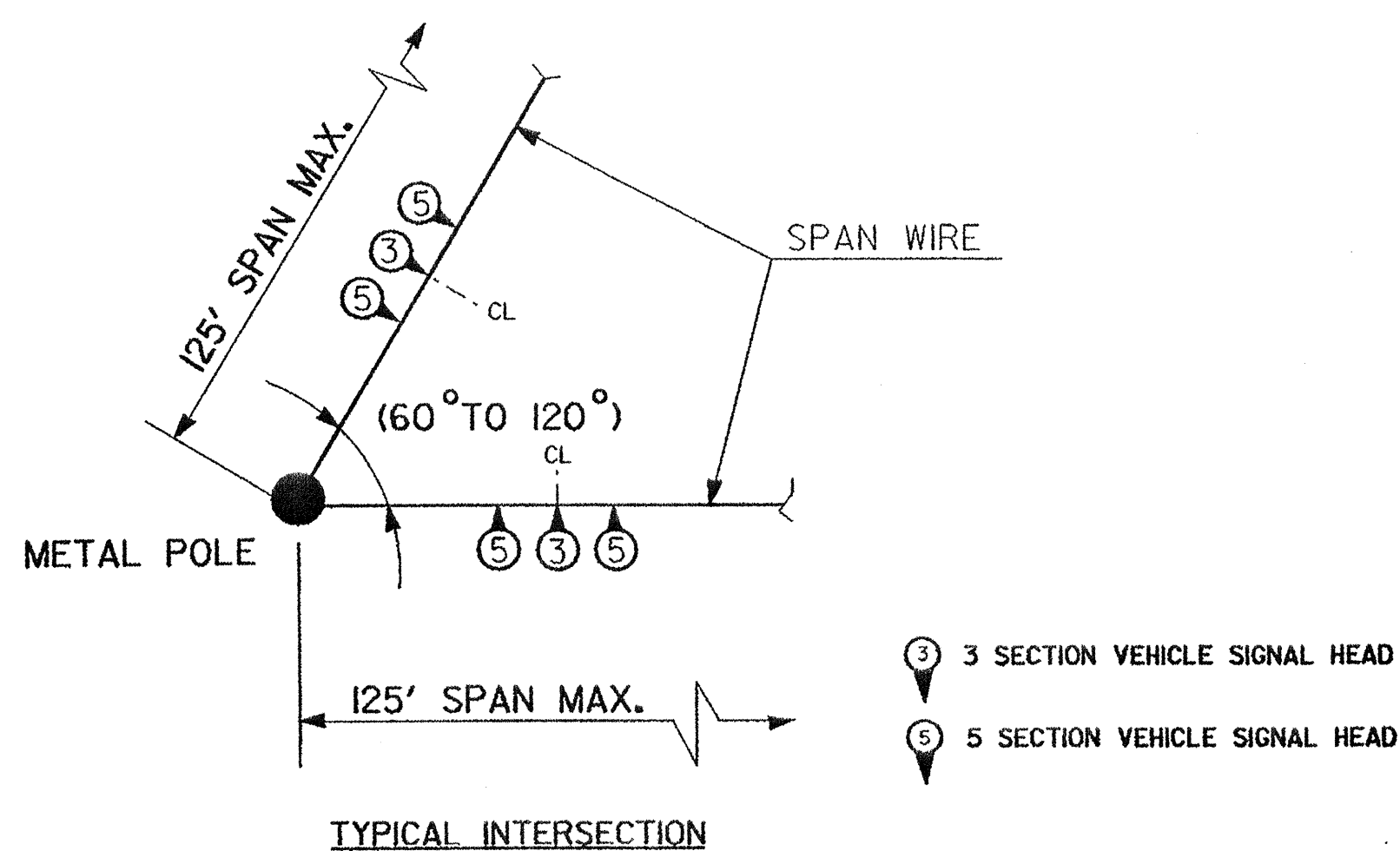
ZONE 4 (90 MPH)

LIGHT LOADING

(FOR ONE POLE AND ONE FOUNDATION)

CASE No.	POLE HEIGHT IN (FT.)	METAL POLE		BASE PLATES			ANCHOR BOLTS		CONCRETE FOOTING			REINFORCING BARS		
		WALL THICKNESS TH GAGE, (IN.)	BASE DIAMETER (IN.)	D (IN.)	BC (IN.)	T (IN.)	DIAMETER X TOTAL LENGTH (IN.)	DIAMETER d (IN.)	DEPTH L (FT.)	VOLUME (CU. YDS.)	BAR NO.	NO.	SIZE	
S26L1	26	.5	13	28	22	2 1/2	2 X 66	42	*	*	V	10	#8	
											CT	*	#4	
S30L1	30	.5	14	28	22	2 1/2	2 X 66	42	*	*	V	10	#8	
											CT	*	#4	
S35L1	35	.5	15	28	22	2 1/2	2 X 66	42	*	*	V	10	#8	
											CT	*	#4	

* SEE NOTE 23 AND 24 ON SHEET 2 OF THE STANDARD NOTES.



HEAVY LOADING

(FOR ONE POLE AND ONE FOUNDATION)

CASE No.	POLE HEIGHT IN (FT.)	METAL POLE		BASE PLATES			ANCHOR BOLTS		CONCRETE FOOTING			REINFORCING BARS		
		WALL THICKNESS TH GAGE, (IN.)	BASE DIAMETER (IN.)	D (IN.)	BC (IN.)	T (IN.)	DIAMETER X TOTAL LENGTH (IN.)	DIAMETER d (IN.)	DEPTH L (FT.)	VOLUME (CU. YDS.)	BAR NO.	NO.	SIZE	
S30H1	30	.5	16	31	25	2 1/2	2 X 66	42	*	*	V	10	#8	
											CT	*	#4	
S35H1	35	.5	18	31	25	2 1/2	2 X 66	42	*	*	V	10	#8	
											CT	*	#4	

* SEE NOTE 23 AND 24 ON SHEET 2 OF THE STANDARD NOTES.

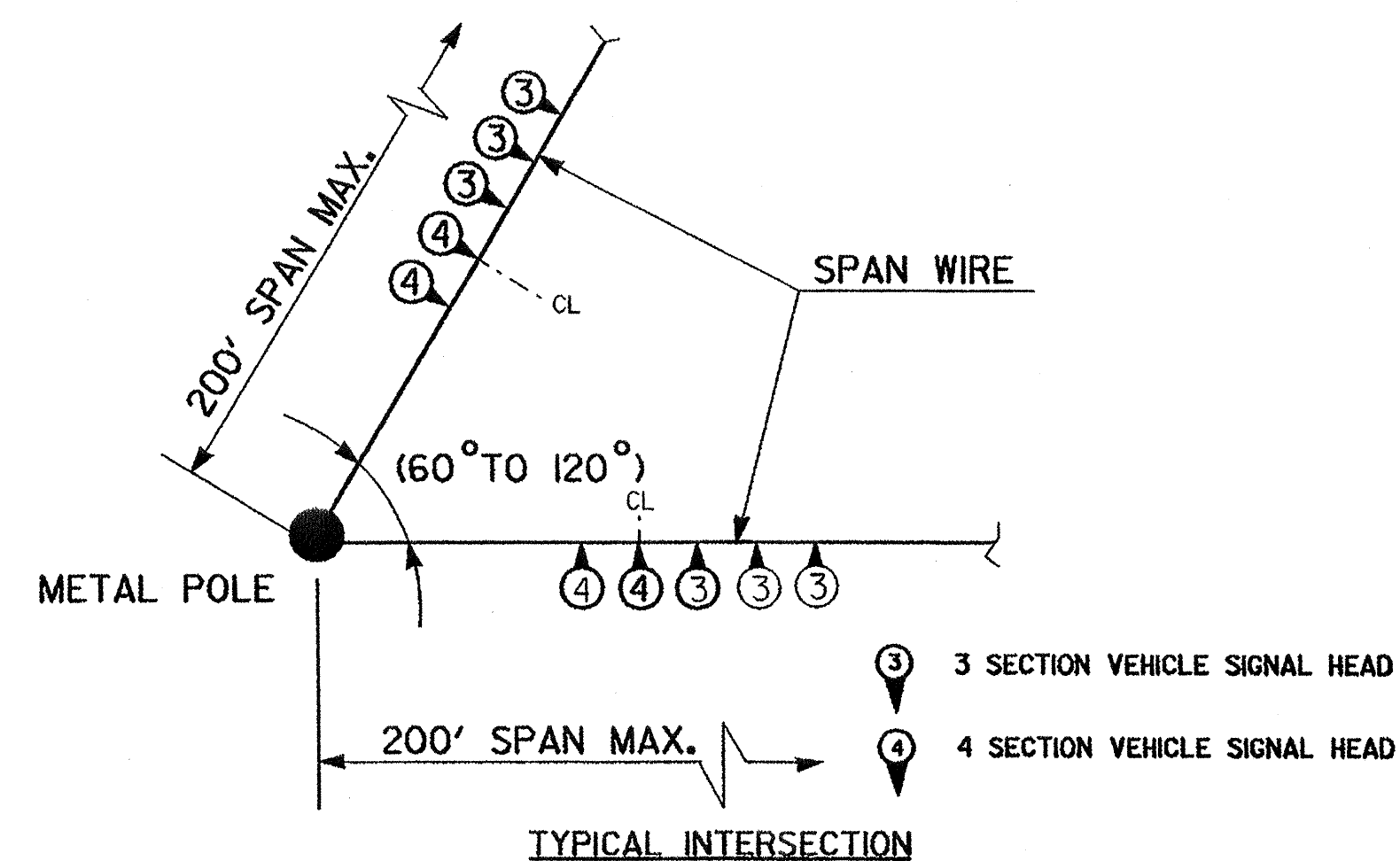

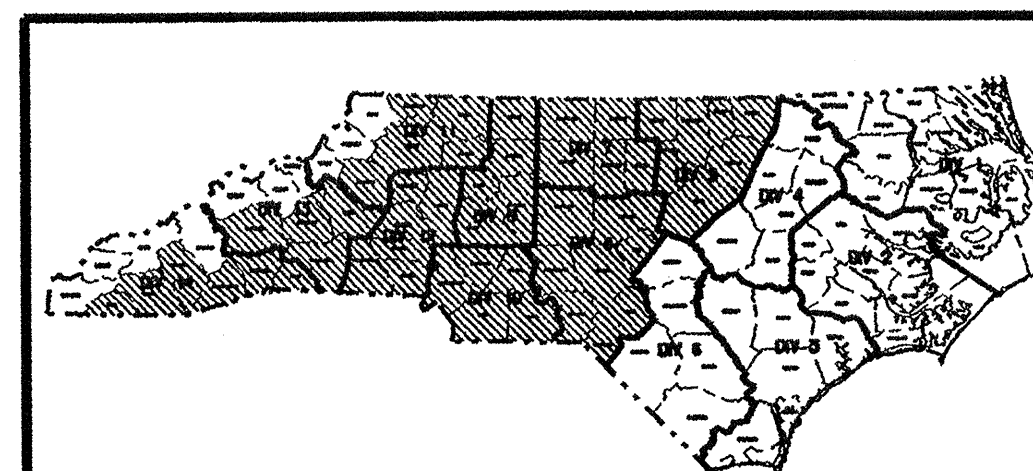


TABLE OF STATEWIDE COUNTY WIND ZONES

ZONE 1 140 mph / 63 m/s	ZONE 2 130 mph / 58 m/s	ZONE 3 110 mph / 49 m/s	ZONE 4 90 mph / 40 m/s	ZONE 5 120 mph / 58 m/s	
CURRITUCK (1) DARE (1) HYDE (1)	BERTIE (1) CAMDEN (1) CHOWAN (1) CURRITUCK (1) DARE (1) GATES (1) HERTFORD (1) HYDE (1) PASQUOTANK (1) NORTHAMPTON (1) MARTIN (1) PERQUIMANS (1) TYRRELL (1) WASHINGTON (1)	BEAUFORT (2) CARTERET (2) CRAVEN (2) GREEN (2) JONES (2) LENOIR (2) PAMLICO (2) PITT (2) BRUNSWICK (3) DUPLIN (3) ONSLOW (3) NEW HANOVER (3) PENDER (3) SAMPSON (3)	EDGECOMBE (4) HALIFAX (4) JOHNSTON (4) NASH (4) WAYNE (4) WILSON (4) BLADEN (6) COLUMBUS (6) CUMBERLAND (6) HARNETT (6) ROBESON (6) DURHAM (5) FRANKLIN (5) GRANVILLE (5) PERSON (5) VANCE (5) WARREN (5) WAKE (5) ALAMANCE (7) CASWELL (7) GUILFORD (7) ORANGE (7) ROCKINGHAM (7) SCOTLAND (8)	CHATHAM (8) HOKE (8) LEE (8) MONTGOMERY (8) MOORE (8) RANDOLPH (8) RICHMOND (8) DAVIDSON (9) DAVIE (9) FORSYTH (9) ROWAN (9) STOKES (9) ANSON (10) CABARRUS (10) MECKLENBURG (10) STANLY (10) UNION (10) ALLEGHANY (11) CALDWELL (11) SURRY (11) WILKES (11) YADKIN (11) ALEXANDER (12) CATAWBA (12) CLEVELAND (12) GASTON (12) IREDELL (12) LINCOLN (12) BUNCOMBE (13) BURKE (13) MCDOWELL (13) RUTHERFORD (13) CLAY (14) HENDERSON (14) JACKSON (14) MACON (14) POLK (14) TRANSYLVANIA (14)	ASHE (11) AVERY (11) WATAUGA (11) MADISON (13) MITCHELL (13) YANCEY (13) CHEROKEE (14) GRAHAM (14) HAYWOOD (14) SWAIN (14)

METAL STRAIN POLES



**WIND ZONE 4
LOAD CASE AND DESIGN
DETAILS**

PLAN DATE: **SEPTEMBER 2002** REVIEWED BY: **D.C. SARKAR**

PREPARED BY: **C.F. ANDREWS** REVIEWED BY: **R.E. MULLINAX**

REVISIONS	INIT.	DATE

SEAL
NORTH CAROLINA
PROFESSIONAL
ENGINEER
D.C. SARKAR
2.14.03